




MAZZEGA 1946

chandeliers








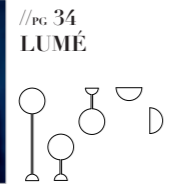
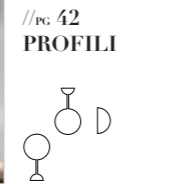
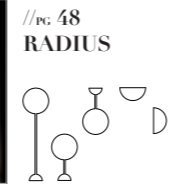





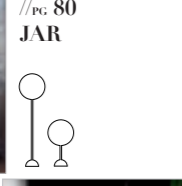













2017 - 2018



MAZZEGA 1946
chandellers








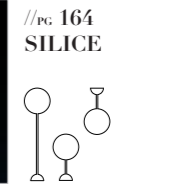












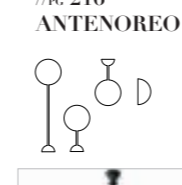













INDEX

// MODERN LIGHTING

 //pg. 04 ONDA	 //pg. 10 CROCODILE	 //pg. 18 SNIFTER	 //pg. 24 EYES
 //pg. 30 PIRAMIDE	 //pg. 34 LUMÉ	 //pg. 42 PROFILI	 //pg. 48 RADIUS
 //pg. 56 CHARLIE	 //pg. 64 DISK	 //pg. 68 STAND	 //pg. 72 CLESSIDRA
 //pg. 76 JAZZ	 //pg. 80 JAR	 //pg. 84 FLORA	 //pg. 88 FANNIE
 //pg. 92 AIR KAN	 //pg. 96 SQUEEZER	 //pg. 100 CHESTNUT	 //pg. 104 MOON
 //pg. 108 MIROIR	 //pg. 112 FLAP	 //pg. 114 RE-EDITION NASON 338	 //pg. 118 RE-EDITION NASON 335
 //pg. 120 WATER FALL	 //pg. 124 CLOUD	 //pg. 128 ICE	

INDEX

// VENETIAN LIGHTING

 //pg. 132 CARILLON	 //pg. 136 WIND LIGHT	 //pg. 140 VENEZIA	 //pg. 144 BOTTLE
 //pg. 148 FOSFATO	 //pg. 156 POTASSIO	 //pg. 160 FERRO	 //pg. 164 SILICE
 //pg. 168 FLIRT LIFE	 //pg. 170 ANIDRIDE	 //pg. 174 MAGNESIO	 //pg. 178 SODA
 //pg. 182 SATÉ	 //pg. 186 GALBAJO	 //pg. 190 FEGALLIANO	 //pg. 196 IPATO
 //pg. 200 ZINCO	 //pg. 204 CERTOSA	 //pg. 208 JESOLO	 //pg. 212 PARTECIPAZIO
 //pg. 216 ANTENOREO	 //pg. 220 MENEGARIO	 //pg. 224 GAULO	 //pg. 228 NEODIMIO
 //pg. 232 PELESTRINA	 //pg. 236 TREPORTI	 //pg. 240 SAN SERVOLO	 //pg. 244 MAZZORBO
 //pg. 248 SAN CLEMENTE	 //pg. 252 SAN PAOLO	 //pg. 256 ARSENALE	 //pg. 260 MURANO
 //pg. 264 BURANO	 //pg. 268 LIDO		

ONDA


design // Giovanni Barbato

mazzegea1946
.com



Lanciando un sasso in un lago, le onde si propagano naturalmente dal centro formando dei cerchi equidistanti tra loro, a questo concetto si è ispirato Giovanni pensando ad Onda.

Throwing a rock into the lake, the waves propagate naturally from the center forming equidistant circles between them, this concept inspired Giovanni thinking of Onda.



TECHNICAL DETAIL

Onda - ONDAPM

G9 1X MAX 33W 230V

D= 017 Cm 06.7 in
P= 014 Cm 05.5 in
Kg 01.5 lb 03.4

Onda - ONDPLMBG

E27 1X MAX 75W 230V

D= 042 Cm 16.5 in
H= 028 Cm 011 in
Kg 005 lb 11.5

Onda - ONDPLMSM

G9 1X MAX 33W 230V

D= 017 Cm 06.7 in
H= 014 Cm 05.5 in
Kg 01.5 lb 03.4

Onda - ONDSOMBG

E27 1X MAX 75W 230V

D= 042 Cm 16.5 in
H= 028 Cm 011 in
d= 12.5 Cm 04.9 in
h= 004 Cm 01.6 in
Z= 150 Cm 59.1 in
Kg 05.5 lb 12.5

Onda - ONDSOMSM

G9 1X MAX 33W 230V

D= 017 Cm 06.7 in
H= 014 Cm 05.5 in
d= 004 Cm 01.6 in
h= 12.5 Cm 04.9 in
Z= 150 Cm 59.1 in
Kg 01.5 lb 03.4

Onda - ONDTAMBG

E27 1X MAX 75W 230V

D= 042 Cm 16.5 in
H= 028 Cm 011 in
Kg 006 lb 13.5

Onda - ONDTAMSM

G9 1X MAX 33W 230V

D= 017 Cm 06.7 in
H= 014 Cm 05.5 in
Kg 01.5 lb 03.4



00

Diffusore / Diffuser



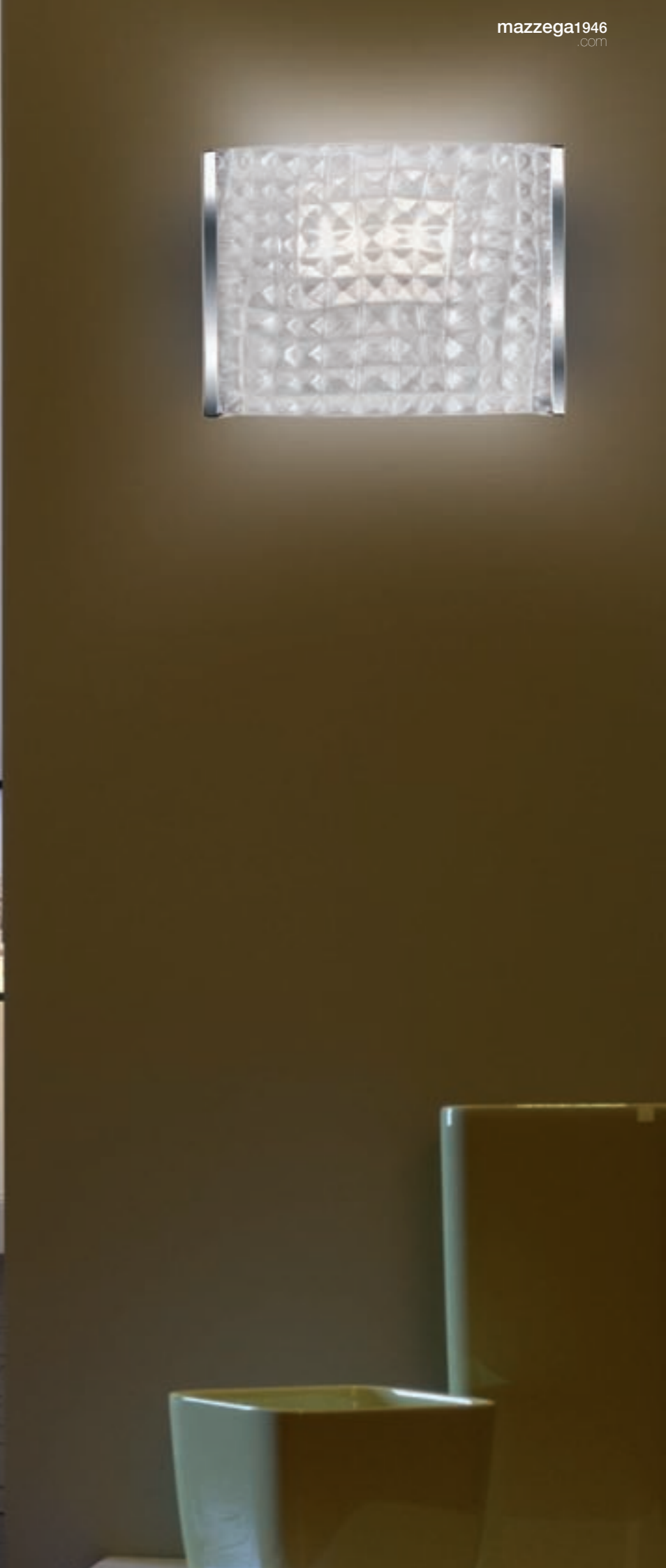
Famiglia di lampade in vetro lavorato a mano / Family of hand worked glass lamps
Montatura: **Cromo lucido** / Frame: **Polished chrome**

CROCODILE
design // Mazzega

Al Coccodrillo, a questo pensavano i nostri stilisti quando hanno creato Coccodrile, la sua texture infatti ci ricorda molto la pelle dell'animale.

The Crocodile, the animal that our stylists thought about when they designed Cocco, in fact its texture reminds us about of the skin of the animal.







TECHNICAL DETAIL

Crocodile - CROAPBG

L= 033 Cm 13.0 in
P= 011 Cm 04.3 in
H= 016 Cm 06.3 in

⚡ R7S-118mm 1X MAX 150W 230V Kg 02.1 lb 04.7

Crocodile - CROAPSM

L= 022 Cm 08.7 in
P= 007 Cm 02.8 in
H= 016 Cm 06.3 in

⚡ G9 2X MAX 60W 230V Kg 003 lb 06.65

Crocodile - CROPLBG

L= 050 Cm 19.7 in
P= 050 Cm 19.7 in
H= 017 Cm 06.7 in

⚡ E27 2X MAX 100W 230V Kg 009 lb 19.9

Crocodile - CROPLMD

L= 042 Cm 16.5 in
P= 042 Cm 16.5 in
H= 015 Cm 05.9 in

⚡ E27 2X MAX 100W 230V Kg 07.5 lb 16.5

Crocodile - CROPLSM

L= 033 Cm 13.0 in
p= 033 Cm 13.0 in
H= 011 Cm 04.3 in

⚡ E14 4X MAX 60W 230V Kg 05.5 lb 12.2

Crocodile - CROPLMVC

D= 043 Cm 16.9 in
H= 018 Cm 07.1 in
d= 017 Cm 06.7 in

⚡ E27 3X MAX 100W 230V Kg 005 lb 11.5

Crocodile - CROSO

D= 043 Cm 16.9 in
H= 025 Cm 09.8 in
d= 014 Cm 05.5 in
h= 005 Cm 02.0 in
Z= 150 Cm 59.1 in

⚡ E27 2X MAX 100W 230V Kg 006 lb 13.3

CROCODILE - CROTEM

D= 043 Cm 16.9 in
P= 033 Cm 13.0 in
H= 025 Cm 09.8 in
h= 180 Cm 70.9 in
L= 033 Cm 13.0 in

⚡ E27 2X MAX 100W 230V Kg 020 lb 44.0



Diffusore / Diffuser

Famiglia di lampade in vetro lavorato a mano / Family of hand worked glass lamps
Montatura: **Cromo lucido** / Frame: **Polished chrome**

SNIFTER

design // Christophe Pillet

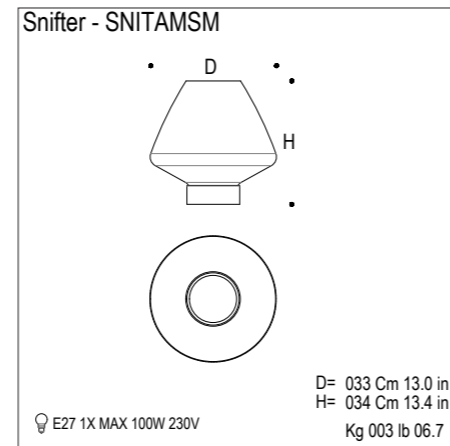
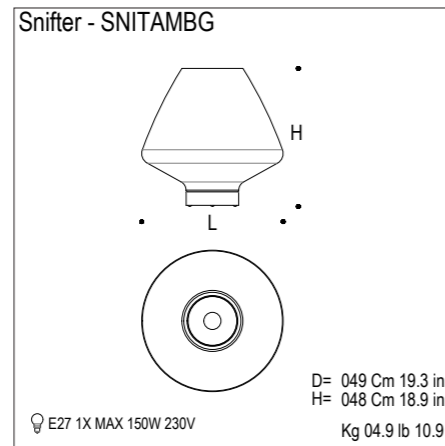
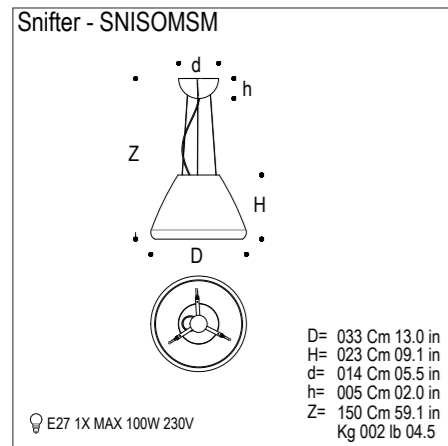
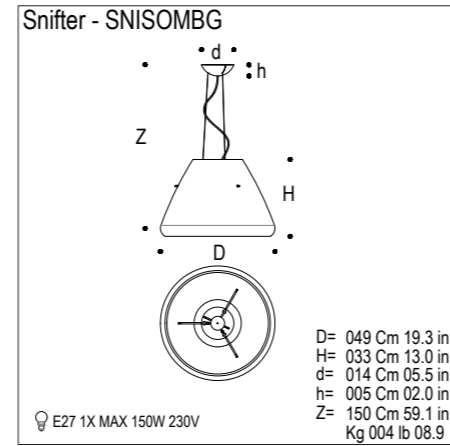
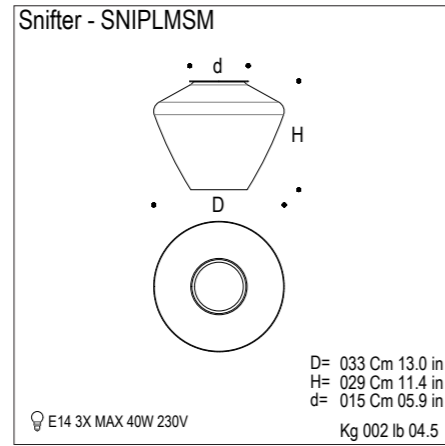
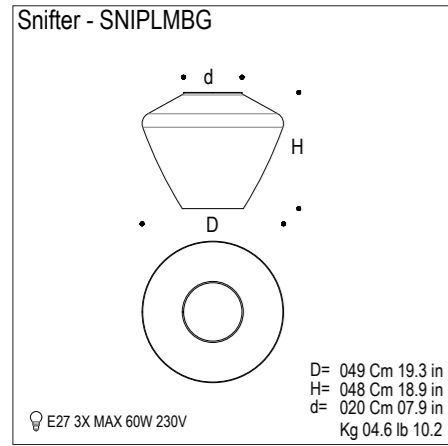
Il bicchiere da Cognac unito all'antica tecnica muranese "ballotton" ha generato Sniffer, collezione di lampade che si distingue per la sua originalità

The Cognac Glass and the ancient Muranese ballotton glass technique have created Sniffer, a collection of lamps that stands out because of its originality.





TECHNICAL DETAIL



EYES

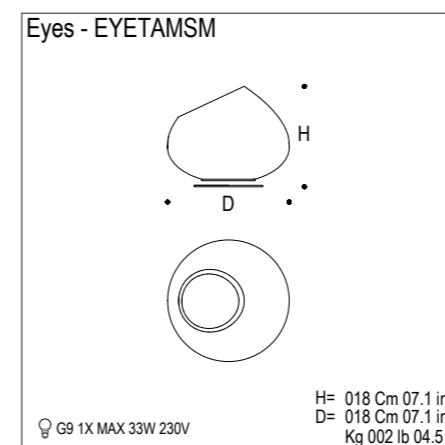
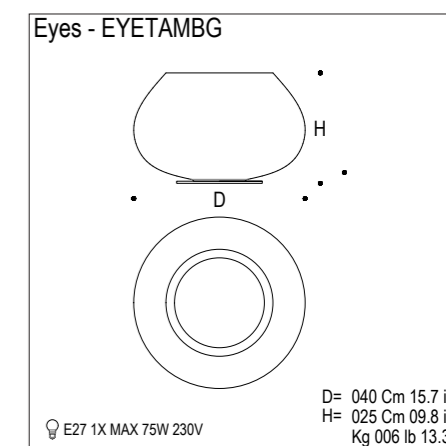
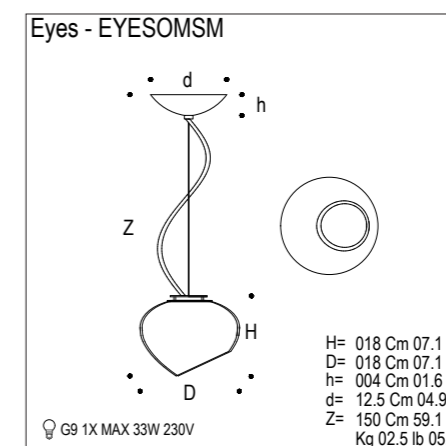
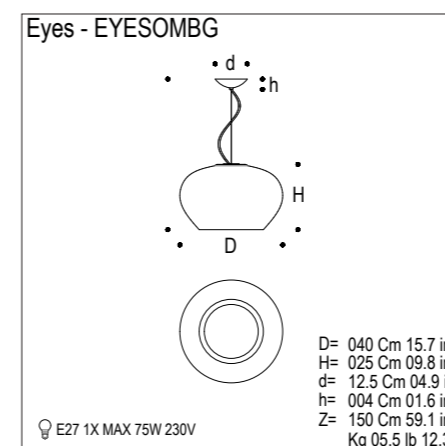
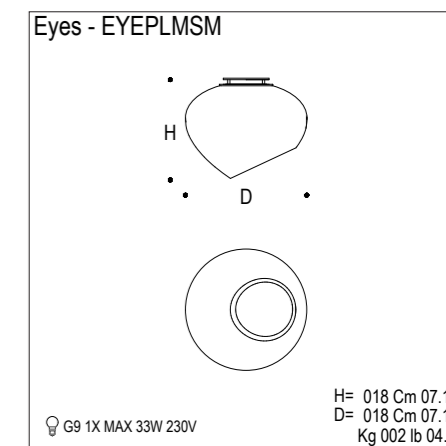
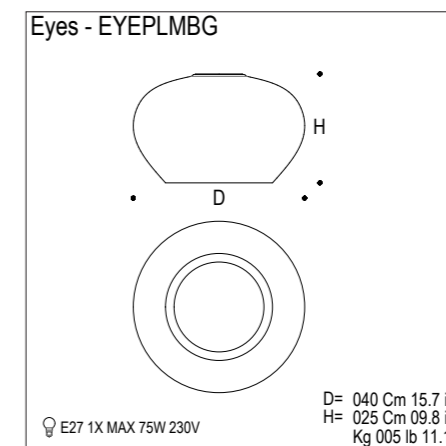
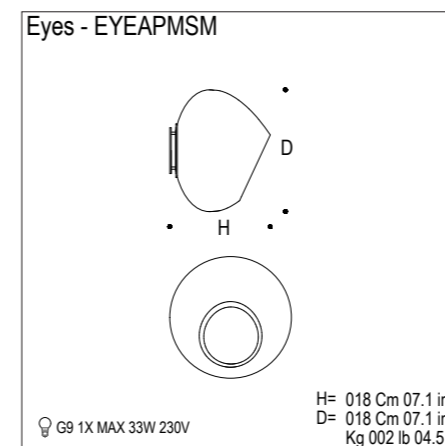
design // Giovanni Barbato

La boccia per giocare allo sport Curling, a questo oggetto pensava Giovanni quando ha progettato per noi Eyes, una collezione completa molto fine ed elegante.

To Curling Game bowl, Giovanni thought about this item when he designed for us Eyes, a very fine and elegant collection.







available colors 01

Famiglia di lampade in vetro lavorato a mano / Family of hand worked glass lamps
Montatura: **Bianco** / Frame: **White**

PIRAMIDE

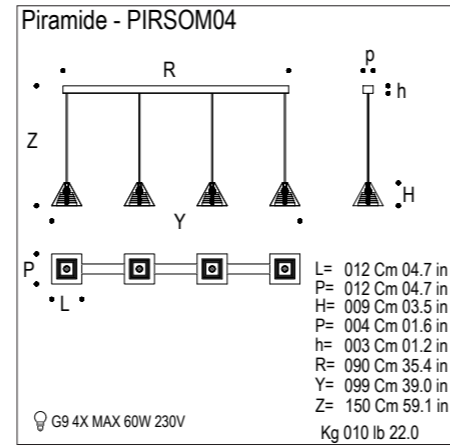
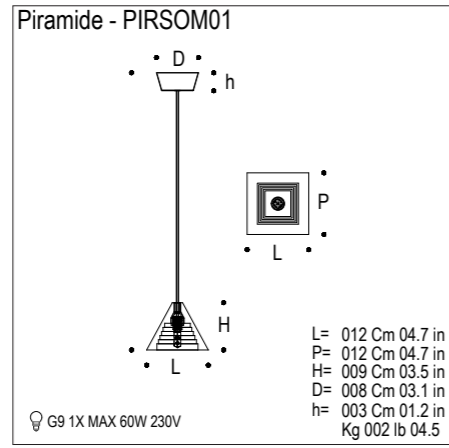
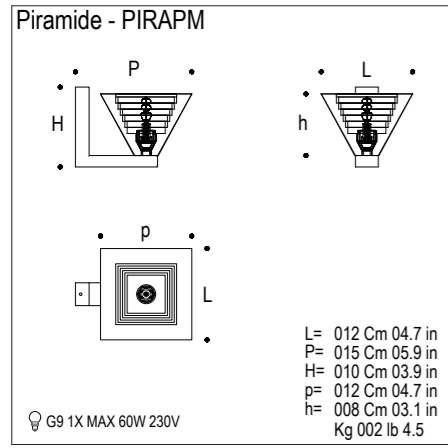
design // Paolo Piva

Un oggetto senza tempo, unico ed irripetibile , geometrico e preciso , questo ricorda questa storica lampada diventata ormai iconica.

A timeless object, unique and unrepeatable, geometric and accurate, this is what remembers remind us Pyramid.



TECHNICAL DETAIL



00

Diffusore / Diffuser



Famiglia di lampade in vetro lavorato a mano / Family of hand worked glass lamps
 Montatura: **Grigio chiaro** / Frame: **Light grey**

LUMÉ

design // Giovanni Barbato

Un vaso Muranese, questo è Lumè, oggetto che Giovanni ha trasformato in una collezione di lampade moderne ispirate al passato.

A Vase from Murano, this represents Lumè. The capability of Giovanni has been to transform this glass object in a collection of Contemporary lamps inspired to the past.







TECHNICAL DETAIL

Lumè - LUMAPMMD

D= 014 Cm 05.5 in
H= 030 Cm 11.8 in
P= 018 Cm 07.1 in
Kg 03.5 lb 07.8

E27 1X MAX 60W 230V

Lumè - LUMPLMBG

D= 014 Cm 05.5 in
H= 043 Cm 16.9 in
d= 12.5 Cm 04.9 in
h= 003 Cm 01.2 in
Z= 046 Cm 18.1 in
Kg 03.5 lb 07.8

E27 1X MAX 60W 230V

Lumè - LUMPLMMD

D= 000 Cm 00.0 in
H= 000 Cm 00.0 in
d= 12.5 Cm 04.9 in
h= 003 Cm 01.2 in
Z= 030 Cm 11.8 in
Kg 003 lb 06.7

E27 1X MAX 60W 230V

Lumè - LUMPLMSM

D= 014 Cm 05.5 in
H= 000 Cm 00.0 in
d= 12.5 Cm 04.9 in
h= 003 Cm 01.2 in
Z= 032 Cm 12.6 in
Kg 003 lb 06.7

E27 1X MAX 60W 230V

Lumè - LUMSOMBG

D= 014 Cm 05.5 in
H= 043 Cm 16.9 in
d= 12.5 Cm 04.9 in
h= 003 Cm 01.2 in
Z= 150 Cm 59.1 in
Kg 004 lb 08.9

E27 1X MAX 60W 230V

Lumè - LUMSOMMD

D= 19.5 Cm 07.7 in
H= 027 Cm 10.6 in
d= 12.5 Cm 04.9 in
h= 003 Cm 01.2 in
Z= 150 Cm 59.1 in
Kg 03.5 lb 07.8

E27 1X MAX 60W 230V

Lumè - LUMSOMSM

D= 014 Cm 05.5 in
H= 029 Cm 11.4 in
d= 12.5 Cm 04.9 in
h= 003 Cm 01.2 in
Z= 150 Cm 59.1 in
Kg 03.5 lb 07.8

E27 1X MAX 60W 230V

Lumè - LUMTAMBG

D= 014 Cm 05.5 in
H= 043 Cm 16.9 in
d= 14.5 Cm 05.7 in
Kg 005 lb 01.8

E27 1X MAX 60W 230V

Lumè - LUMTAMMD

D= 19.5 Cm 07.7 in
H= 027 Cm 10.6 in
d= 14.5 Cm 05.7 in
Kg 04.5 lb 01.8

E27 1X MAX 60W 230V

Lumè - LUMTAMSM

D= 014 Cm 05.5 in
H= 029 Cm 11.4 in
d= 14.5 Cm 05.7 in
Kg 04.5 lb 01.8

E27 1X MAX 60W 230V

Lumè - LUMTEMBG

H= 180 Cm 70.9 in
D= 031 Cm 12.2 in
h= 043 Cm 16.9 in
Kg 016 lb 35.5

E27 1X MAX 60W 230V

Diffusore / Diffuser

15	27	28	29	40	41
BG	MD	BG	MD	SM	SM

Famiglia di lampade in vetro lavorato a mano / Family of hand worked glass lamps
Montatura: **Cromo Lucido - Nickel lucido**
Frame: **Polished Chrome - Polished Nickel**

PROFILI

design // Giovanni Barbato

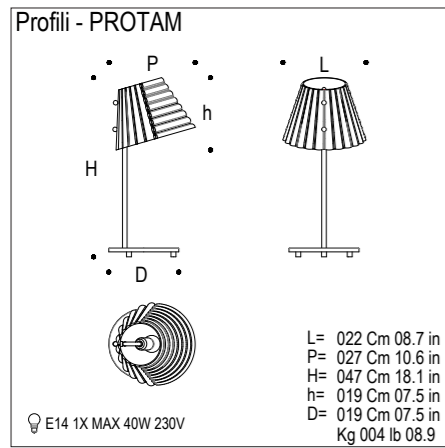
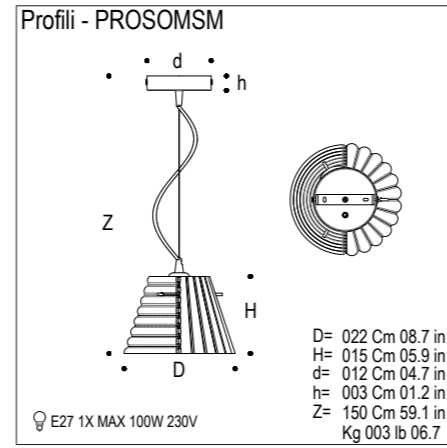
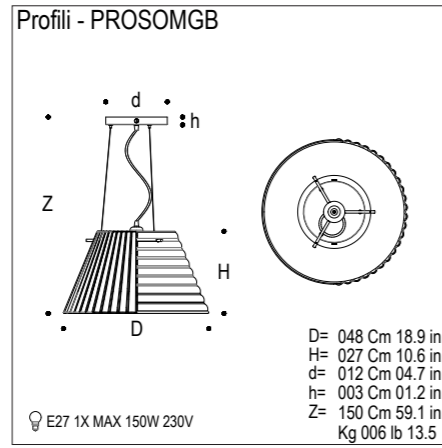
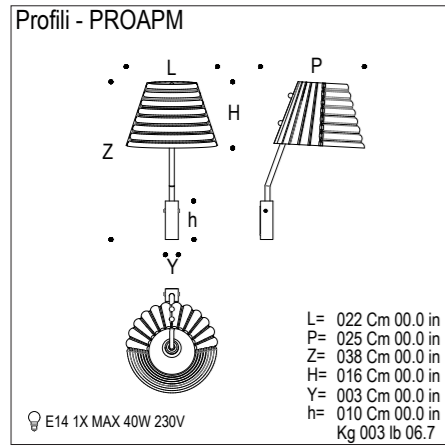
Quando i meridiani incontrano i paralleli, nasce Profili, collezione di lampade unica, in quanto unisce due lavorazioni nello stesso oggetto.

When the meridians meet the parallel, Profili is created, a unique collection of lamps, that combines two working techniques into the same glass diffuser.





TECHNICAL DETAIL



Diffusore / Diffuser

Famiglia di lampade in vetro lavorato a mano / Family of hand worked glass lamps

Montatura: Cromo Lucido - Nickel lucido

Frame: Polished Chrome - Polished Nickel



RADIUS

design // Mazzega

Collezione di lampade moderne
con un gusto rustico, che
contrastano il minimalismo,
portando colore ed fantasia
nelle nostre case.

*A Collection of modern lamps with
a rustic feeling, contrasting our
times of minimalism, that brings
color and imagination to our homes.*







TECHNICAL DETAIL

Radius - RADAPMSM

L= 034 Cm 13.4 in
P= 011 Cm 04.3 in
H= 022 Cm 08.7 in

⚡ R7s 118mm 1X MAX 150W 230V Kg 003 lb 06.7

Radius - RADAPMBG

L= 046 Cm 18.1 in
P= 011 Cm 04.3 in
H= 018 Cm 07.1 in

⚡ R7s 118mm 1X MAX 150W 230V Kg 003 lb 06.7

Radius - RADSOMBG

D= 042 Cm 16.5 in
H= 021 Cm 08.3 in
d= 014 Cm 05.5 in
h= 005 Cm 02.0 in
Z= 150 Cm 59.1 in

⚡ E27 2X MAX 150W 230V Kg 07.5 lb 16.6

Radius - RADSOMMD

D= 031 Cm 12.2 in
H= 023 Cm 09.1 in
d= 014 Cm 05.5 in
h= 005 Cm 02.0 in
Z= 150 Cm 59.1 in

⚡ E27 1X MAX 150W 230V Kg 006 lb 13.3

Radius - RADSOMSM

D= 020 Cm 07.9 in
H= 016 Cm 06.3 in
d= 014 Cm 05.5 in
h= 005 Cm 02.0 in
Z= 150 Cm 59.1 in

⚡ E27 1X MAX 100W 230V Kg 03.5 lb 07.8

Radius - RADTAMMD

D= 031 Cm 12.2 in
H= 023 Cm 09.1 in
d= 024 Cm 09.4 in
h= 050 Cm 19.7 in

⚡ E27 1X MAX 100W 230V Kg 07.5 lb 16.8

Radius - RADTAMSM

D= 020 Cm 07.9 in
H= 016 Cm 06.3 in
d= 017 Cm 06.7 in
h= 035 Cm 13.8 in

⚡ E14 1X MAX 60W 230V Kg 03.5 lb 07.8

Radius - RADTEM


D= 032 Cm 12.6 in
H= 023 Cm 09.1 in
d= 032 Cm 12.6 in
h= 179 Cm 70.5 in

⚡ E27 1X MAX 150W 230V Kg 017 lb 37.5

Radius - RADPLM

L= 040 Cm 15.7 in
P= 040 Cm 15.7 in
H= 018 Cm 07.1 in

⚡ E14 4X MAX 40W 230V Kg 006 lb 13.3



Diffusore / Diffuser

Famiglia di lampade in vetro lavorato a mano / Family of hand worked glass lamps
Montatura: Cromo Lucido / Frame: Polished Chrome

CHARLIE

design // Carlo Nason

La terza lettera dell'alfabeto , la C, è una lettera apparentemente semplice, ma che da una grande possibilità di aggregazione. Così , unendo più C assieme è nata Charlie , una iconica composizione in vetro, attuale con un look retro.

The third alphabetic letter , the C, apparently is a simple letter , but the of idea of installing them together was brilliant! Adopting this concept was born Charlie , an iconic collection of contemporary lamps with a retro look.







TECHNICAL DETAIL

Charlie - CHAAPM

L= 036 Cm 14.2 in
P= 019 Cm 07.5 in
H= 022 Cm 08.7 in

⚡ R7s 188mm 1X MAX 150W 230V
Kg 03.5 lb 07.8

Charlie - CHAPLMC2

D= 035 Cm 13.8 in
H= 030 Cm 11.8 in
d= 014 Cm 05.5 in

⚡ G9 3X MAX 60W 230V
Kg 09.5 lb 21.0

Charlie - CHAPLMC4

D= 052 Cm 20.5 in
H= 037 Cm 14.6 in
d= 025 Cm 09.8 in

⚡ G9 6X MAX 60W 230V
Kg 019 lb 42.0

Charlie - CHAPLML3

L= 155 Cm 61.0 in
P= 038 Cm 15.0 in
H= 036 Cm 14.2 in

⚡ G9 23X MAX 60W 230V
Kg 050 lb 111

Charlie - CHASOMC1

D= 020 Cm 07.9 in
H= 022 Cm 08.7 in
d= 008 Cm 03.1 in
h= 004 Cm 01.6 in
Z= 150 Cm 59.1 in

⚡ G9 1X MAX 60W 230V
Kg 006 lb 13.5

Charlie - CHASOMC2

D= 035 Cm 13.8 in
H= 035 Cm 13.8 in
d= 014 Cm 05.5 in
h= 004 Cm 01.6 in
Z= 150 Cm 59.1 in

⚡ E27 1X MAX 150W 230V
Kg 010 lb 22.5

Charlie - CHASOMC3

D= 052 Cm 20.5 in
H= 035 Cm 13.8 in
d= 014 Cm 05.5 in
h= 004 Cm 01.6 in
Z= 150 Cm 59.1 in

⚡ G9 6X MAX 60W 230V
Kg 020 lb 45.0

Charlie - CHASOMC4

D= 052 Cm 20.5 in
H= 037 Cm 14.6 in
d= 024 Cm 09.4 in
h= 004 Cm 01.6 in
Z= 150 Cm 59.1 in

⚡ G9 6X MAX 60W 230V
Kg 033 lb 73.0

Charlie - CHASOMC5

D= 084 Cm 33.1 in
H= 035 Cm 13.8 in
d= 008 Cm 03.1 in
h= 004 Cm 01.6 in
Z= 150 Cm 59.1 in

⚡ G09 12X MAX 60W 230V
Kg 055 lb 122

Charlie - CHASOML1

L= 113 Cm 44.5 in
P= 025 Cm 09.8 in
H= 035 Cm 13.8 in
d= 008 Cm 03.1 in
h= 004 Cm 01.6 in
Z= 150 Cm 59.1 in

⚡ G9 6X MAX 60W 230V
Kg 033 lb 73.0

Charlie - CHASOML2

L= 149 Cm 58.7 in
P= 025 Cm 09.8 in
H= 035 Cm 13.8 in
d= 008 Cm 03.1 in
h= 004 Cm 01.6 in
Z= 150 Cm 59.1 in

⚡ G09 8X MAX 60W 230V
Kg 038 lb 84.0

Charlie - CHATAMBG

D= 028 Cm 11.0 in
H= 050 Cm 19.7 in
d= 023 Cm 09.1 in
h= 022 Cm 08.7 in

⚡ E27 1X MAX 100W 230V
Kg 012 lb 26.5

Charlie - CHATAMSM

D= 020 Cm 07.9 in
H= 040 Cm 15.7 in
d= 016 Cm 06.3 in
h= 022 Cm 08.7 in

⚡ G9 1X MAX 60W 230V
Kg 006 lb 13.5

Charlie - CHATEM

D= 035 Cm 13.8 in
H= 170 Cm 66.9 in
d= 032 Cm 12.6 in
h= 035 Cm 13.8 in

⚡ D27 1X MAX 150W 230V
Kg 021 lb 46.5




Diffusore / Diffuser

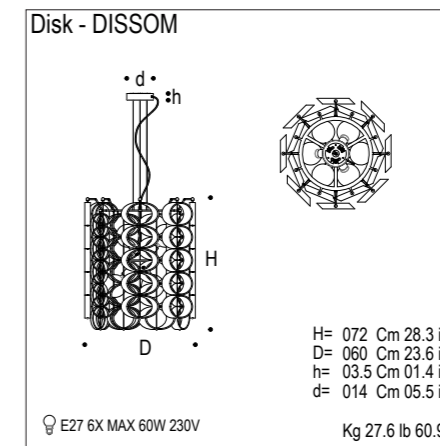
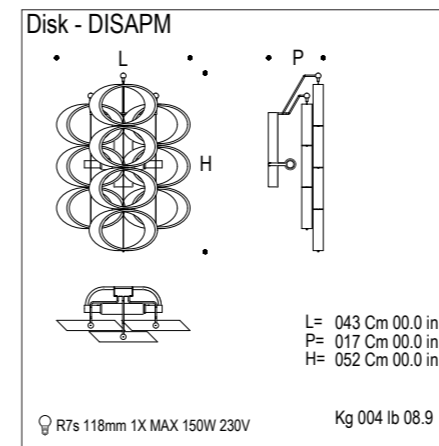
Famiglia di lampade in vetro lavorato a mano / Family of hand worked glass lamps
Montatura: **Cromo Lucido** / Frame: **Polished Chrome**

Un anello da solo, dice poco,
ma unito, nel gruppo da
vita a Disk, una collezione
di lampade abbondanti ed
affascinanti che oltre ad
illuminare riempie i nostri
spazi abitativi.

*A single ring on its own is not too
extraordinary, but assembled in
multiple pieces, creates Disk,
a collection of abundant and
fascinating lamps that, not only
gives light to the space,
but it fulfils it.*



TECHNICAL DETAIL



Diffusore / Diffuser

01  20 

Famiglia di lampade in vetro lavorato a mano / Family of hand worked glass lamps
Montatura: **Cromo Lucido** / Frame: **Polished Chrome**

STAND

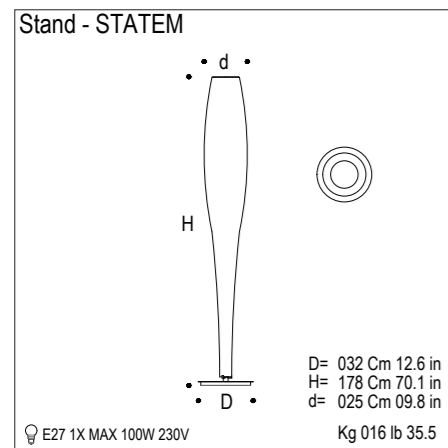
design // Christophe Pillet

Questa lampada da terra , vuole ricordare la posizione naturale che abbiamo quando sostiamo in piedi dritti e fieri di noi stessi, come fa una sentinella nel suo ruolo.

This floor lamp , wants to remember the natural position we have when we stand upright and proud of ourselves, as does a sentinel in his role.



TECHNICAL DETAIL



01
 Diffusore / Diffuser

Lampada da terra in vetro soffiato lavorato a mano / Hand blown glass, floor lamp
 Montatura: **Nikel satinato** / Frame: **Nikel satin**

CLESSIDRA

design // Mazzega

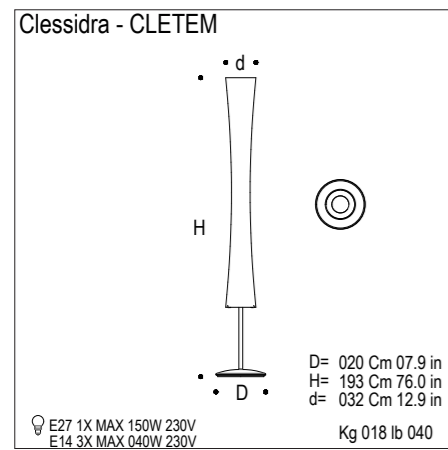
mazzega1946
.com

Il classico oggetto segna tempo,
questo ci ricorda clessidra,
Straordinaria lampada da
terra tutta in vetro ideale per
i moderni salotti delle nostre
case più belle.

*The classic object that marks
time, this reminds us clessidra, an
extraordinary floor lamp all in
mouth blown glass. Glass, ideal for
the modern living rooms of our most
beautiful spaces.*



TECHNICAL DETAIL



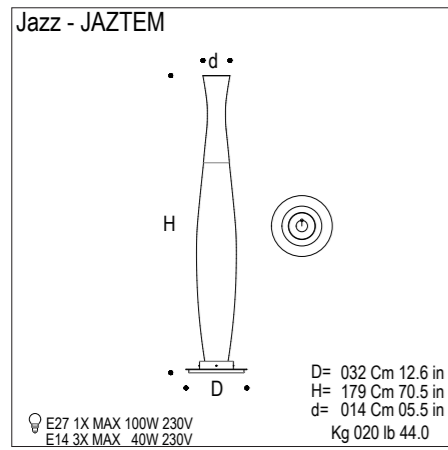
Lampada da terra in vetro soffiato lavorato a mano / Hand blown glass, floor lamp
 Montatura: **Cromo lucido** / Frame: **Polished chrome**

Tutto nasce dalla voglia di realizzare un vaso luminoso, che poi ha aperto la strada ad altri prodotti che hanno caratterizzato la nostra azienda .

Jazz starts from the desire to create a bright jar, an elegant object that was the first one in Mazzega collection, and later was followed by other illuminated objects.



TECHNICAL DETAIL



21

Diffusore / Diffuser



Lampada da terra in vetro soffiato lavorato a mano / Hand blown glass, floor lamp
 Montatura: **Nickel satinato** / Frame: **Nickel satin**

JAR

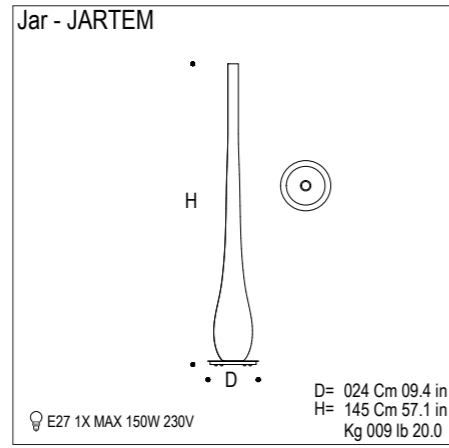
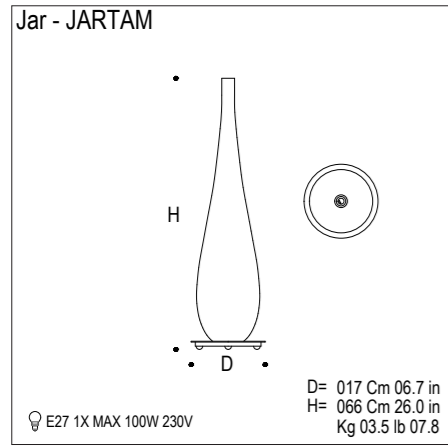
design // Christophe Pillet

La pallina di vetro unita alla canna, lasciata cadere per naturale forza di gravità, dà origine a Jar, collezione di lampade da tavolo e terra dalla forma naturale ed organica.

The glass ball combined with the barrel, dropped by natural gravity, creates Jar, a collection of table and floor lamps original for its natural and organic shape.



TECHNICAL DETAIL



01

Diffusore / Diffuser



Famiglia di lampade in vetro lavorato a mano / Family of hand worked glass lamps
 Montatura: **Nickel satinato** / Frame: **Nickel satin**

FLORA

design // Riccardo Giovannetti


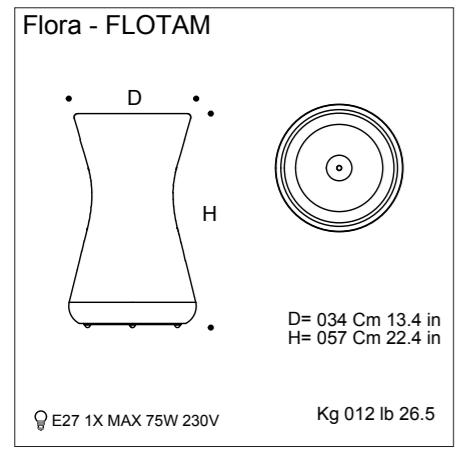
mazzegea1946
.com

Oggetti luminosi, che oltre a fare luce hanno una funzione; quella dello svuota tasche, oggetto semplice ma che Riccardo è riuscito a rendere lussuoso ed luminoso.

Lighted objects, which in addition to light have a function; The one of vacuum pockets, a simple object but that Riccardo managed to make luxurious and bright.



TECHNICAL DETAIL



Diffusore / Diffuser

Lampada da tavolo in vetro soffiato lavorato a mano / Hand blown glass table lamp
 Montatura: **Cromo lucido** / Frame: **Polished chrome**

FANNIE


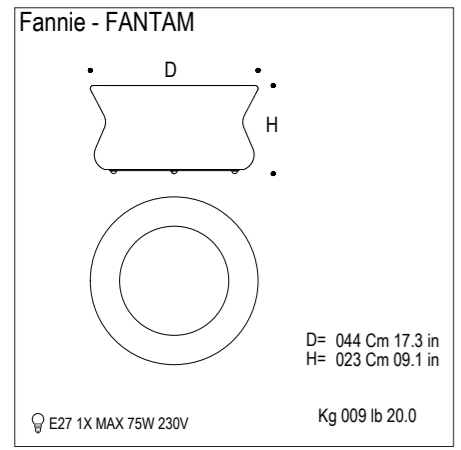
design // Riccardo Giovannetti

Oggetto Luminoso, che oltre a fare luce, fa la funzione dello svuota tasche, un oggetto semplice, ma che Riccardo è riuscito a rendere lussuoso ed luminoso.

A luminous object that, in addition to make light, has a function of vacuum pocket, a simple object, that Riccardo has managed to make it luxurious and bright.



— TECHNICAL DETAIL —



Diffusore / Diffuser

Lampada da tavolo in vetro soffiato lavorato a mano / Hand blown glass table lamp
 Montatura: **Cromo lucido** / Frame: **Polished chrome**

AIR KAN

design // Christophe Pillet

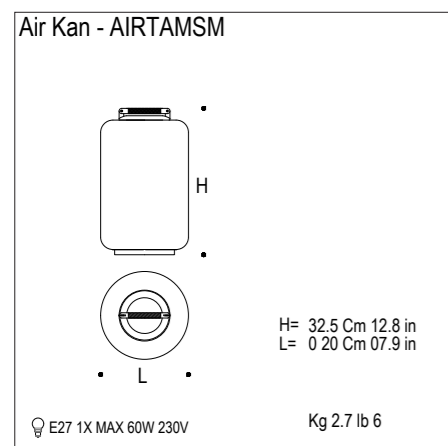
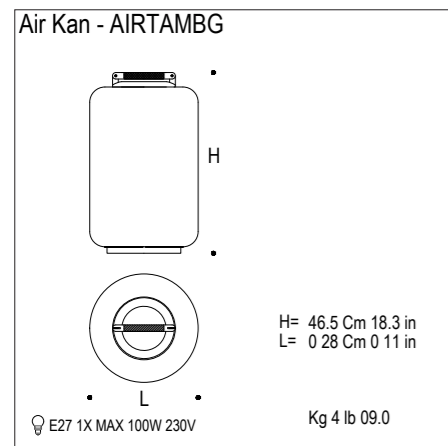
mazzegea1946
.com

Avendo in testa un oggetto comune, come la lattina, Christophe ha realizzato questa iconica lampada da tavolo, semplicemente riempiendola di ciò che già c'è, ovvero l'aria.

Having in mind a common object like the can, Christophe has created this iconic table lamp, simply filling it with what's already there, the air.



— TECHNICAL DETAIL —



Lampada da tavolo in vetro soffiato lavorato a mano / Hand blown glass table lamp
Montatura: Nichel satinato / Frame: Nickel satin

01

Diffusore / Diffuser



SQUEEZER

design // Mazzega

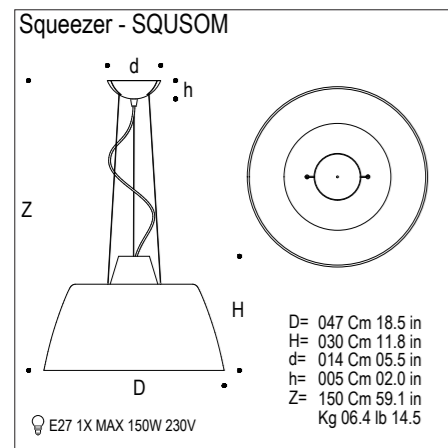
mazzega1946
com

La semplicità della forma unita alla trasparenza del vetro trasparente ha dato vita a Squeezer, lampada a sospensione adatta ad ambienti moderni.

The simplicity of the shape combined with the transparency of the transparent glass created Squeezer, a pendant lamp suitable for modern living rooms.



TECHNICAL DETAIL



Diffusore / Diffuser

00  01 

Lampada a sospensione in vetro soffiato lavorato a mano / Hand blown glass, pendant lamp
 Montatura: **Cromo lucido** / Frame: **Polished chrome**

CHESTNUT

design // Giovanni Barbato


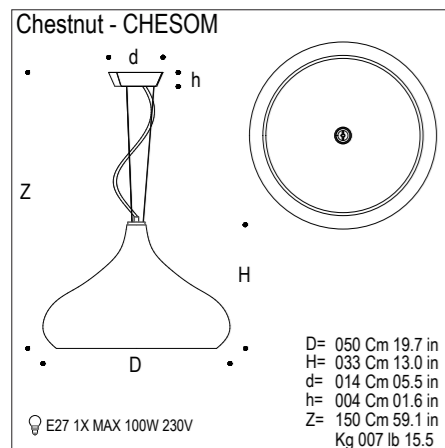
mazzegea1946
.com

Ad autunno cadono le castagne,
così in una serata autunnale
Giovanni ha creato Chesnut,
ispirandosi ad un frutto che
ritroviamo nelle nostre tavole in
autunno.

*During the Autumn season,
chestnuts fall, so on an autumn
night, Giovanni created Chesnut,
inspired to the fruit that we find in
our tables during the fall season.*



— TECHNICAL DETAIL —



Diffusore / Diffuser

Lampada a sospensione in vetro soffiato lavorato a mano / Hand blown glass, pendant lamp
Montatura: **Cromo lucido** / Frame: **Polished chrome**

MOON

design // Michele De Lucchi

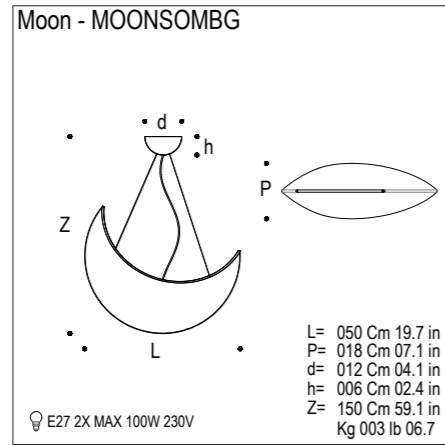
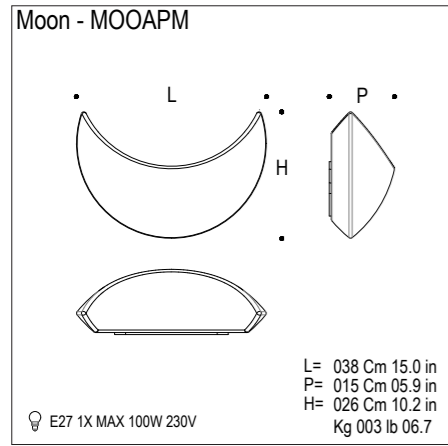
mazzega1946
com

La luna che non tramonta mai, pensata per le camere dei bambini, per farli sognare ed accompagnarli nelle lunghe notti.

The moon that never goes down, designed for children's rooms, to make them dream and accompany them during in the long nights.



TECHNICAL DETAIL



12

Diffusore / Diffuser



Famiglia di lampade in vetro lavorato a mano / Family of hand worked glass lamps
Montatura: Grigio chiaro / Frame: Light grey

MIROIR

design // Mazzega

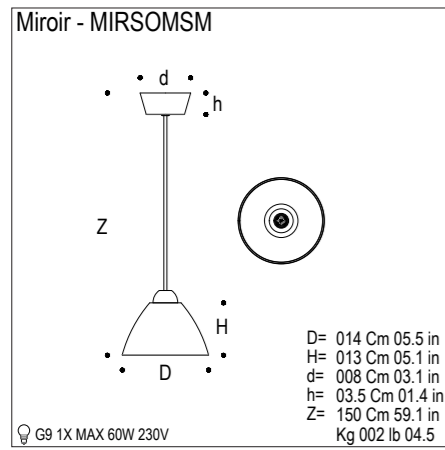
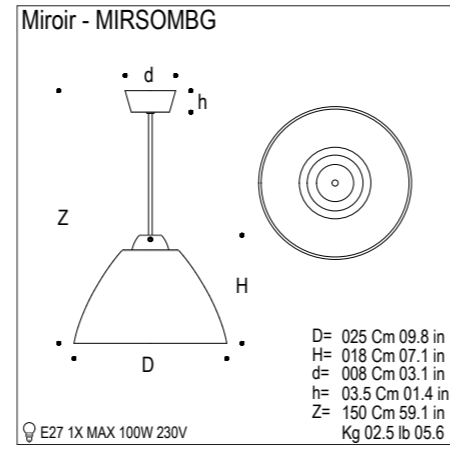
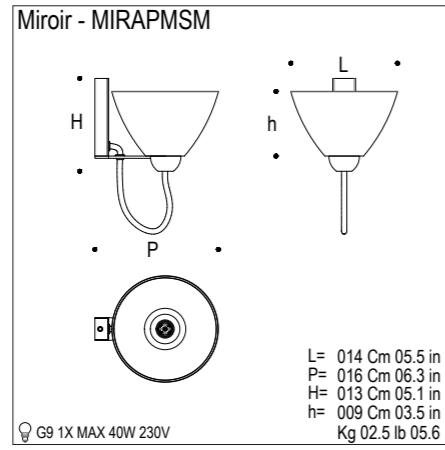
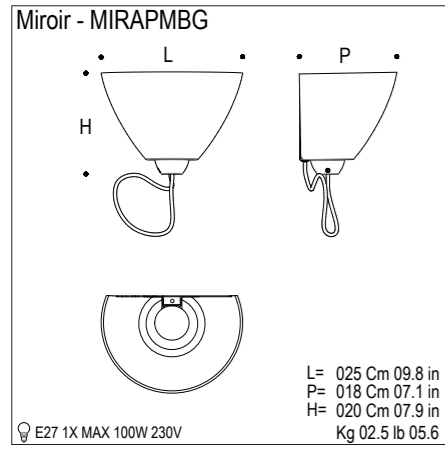
mazzega1946
.com

La semplicità della forma
assieme alla trasparenza della
materia hanno dato vita a Mirror,
lampada adatta ad un
ambiente contemporaneo.

*The simplicity of the shape
together with the transparency
of the material created Mirror,
a suspended lamp suitable for a
contemporary environment.*



TECHNICAL DETAIL



32


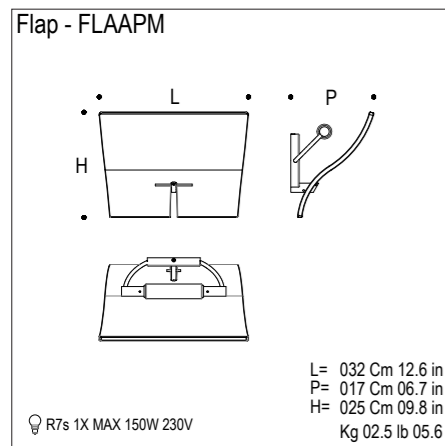
Diffusore / Diffuser



Famiglia di lampade in vetro lavorato a mano / Family of hand worked glass lamps
Montatura: **Cromo lucido** / Frame: **Polished chrome**

FLAP

design // Mazzega



L'ala di un aeroplano, questo ci ricorda Flap, Lampada a parete decorativa contemporanea, che non abbandona la tradizione.

the wing of an airplane, this reminds us Flap, a contemporary decorative wall lamp, which does not forget about the traditional style.



Applique in vetro soffiato lavorato a mano / Hand blown glass wall lamp
 Montatura: **Nickel satinato** / Frame: **Nickel satin**

RE-EDITION NASON 338

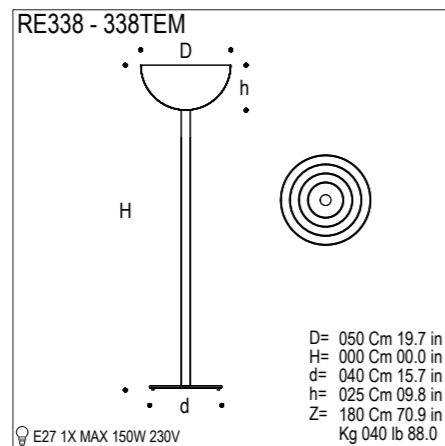
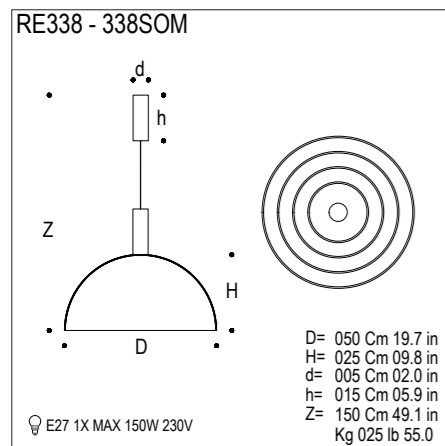
design // Carlo Nason

Forme geometriche e precise,
semplici come il cerchio, che
unite assieme diventano molto
forti e caratterizzanti, danno
origine ad un oggetto divenuto
iconico negli anni.

*Geometric and precise forms, as
simple as the circle, that assembled
in multiple units form a very
strong shape, that created an iconic
lamp famous throughout the years.*



TECHNICAL DETAIL



13

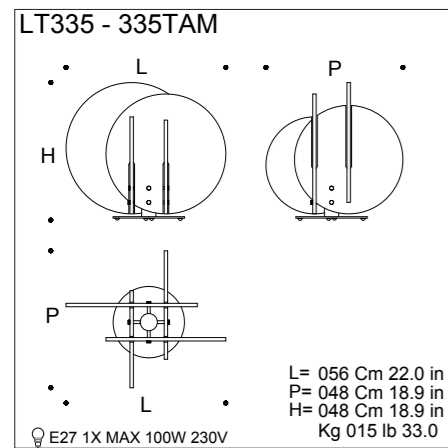


Diffusore / Diffuser

Famiglia di lampade in vetro lavorato a mano / Family of hand worked glass lamps
 Montatura: **Rame satinato - Bronzo Lucido** / Frame: **Brushed Copper - Polished Bronze**

RE-EDITION NASON 335


design // Carlo Nason



Un incastro di vetri, perfettamente uniti tra loro danno vita a 335, lampada da tavolo unica, iconica ed abbondante nelle forme e materia.

A combination of glasses, perfectly combined with each other, give origin to 335, a unique table lamp, iconic and abundant in shapes and materials

Diffusore / Diffuser



Lampada da tavolo in vetro soffiato lavorato a mano / Hand blowing glass table lamp
Montatura: **Rame satinato - Bronzo Lucido** / Frame: **Brushed Copper - Polished Bronze**

WATER FALL

design // Carlo Nason

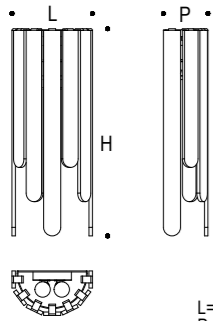
Una cascata d'acqua,
abbondante ed irregolare.
A questo pensava Carlo quando
ha pensato a Water Fall.

*An abundant waterfall,
Carlo thought about that when
he designed the Water Fall.*



TECHNICAL DETAIL

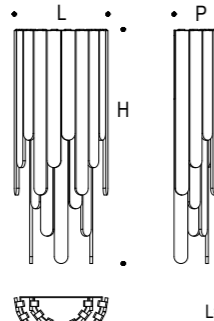
Waterfall - WATAPMH2



L= 023 Cm 09.1 in
P= 013 Cm 05.1 in
H= 060 Cm 23.6 in
Kg 06.5 lb 14.5

E14 02X MAX 40W 230V

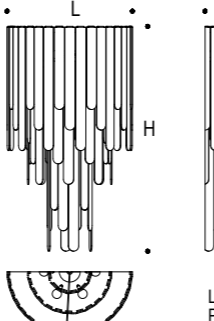
Waterfall - WATAPMH3



L= 033 Cm 13.0 in
P= 017 Cm 06.7 in
H= 085 Cm 33.5 in
Kg 014 lb 30.9

E14 4X MAX 60W 230V

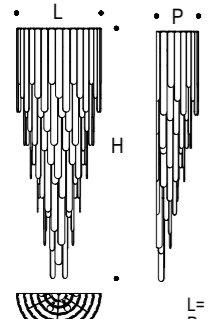
Waterfall - WATAPMH4



L= 061 Cm 24.0 in
P= 031 Cm 12.2 in
H= 110 Cm 43.3 in
Kg 47 lb 104

E14 6X MAX 40W 230V

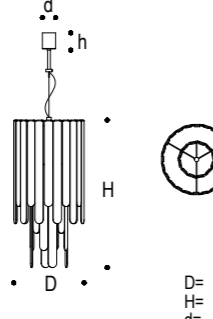
Waterfall - WATAPMH6



L= 063 Cm 24.1 in
P= 031 Cm 12.2 in
H= 180 Cm 70.9 in
Kg 066 lb 146

E14 10X MAX 60W 230V

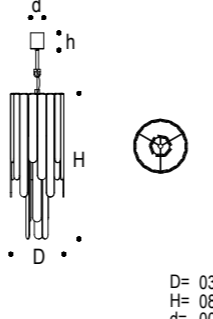
Waterfall - WATSOMH1



D= 043 Cm 16.9 in
H= 085 Cm 33.5 in
d= 008 Cm 03.1 in
h= 010 Cm 03.9 in
Kg 34 lb 75

E14 3X MAX 40W 230V
E27 1X MAX 100W 230V

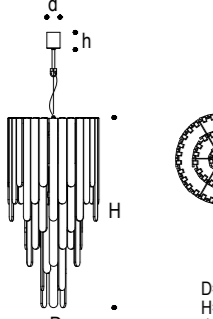
Waterfall - WATSOMH3



D= 033 Cm 13.0 in
H= 085 Cm 33.5 in
d= 008 Cm 03.1 in
h= 010 Cm 03.9 in
Kg 25 lb 55.5

E14 3X MAX 40W 230V
E27 1X MAX 100W 230V

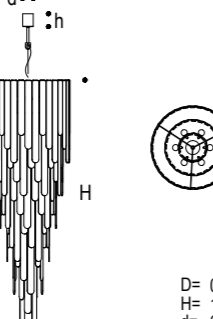
Waterfall - WATSOMH5



D= 053 Cm 20.9 in
H= 120 Cm 47.2 in
d= 008 Cm 03.1 in
h= 010 Cm 03.9 in
Kg 52 lb 115

E14 9X MAX 40W 230V
E27 1X MAX 100W 230V

Waterfall - WATSOMH6



D= 063 Cm 24.8 in
H= 180 Cm 70.9 in
d= 008 Cm 03.1 in
h= 010 Cm 03.9 in
Kg 117 lb 258

E14 15X MAX 40W 230V
E27 01X MAX 100W 230V



00



Diffusore / Diffuser

Famiglia di lampade in vetro lavorato a mano / Family of hand worked glass lamps
Montatura: Grigio / Frame: Gray

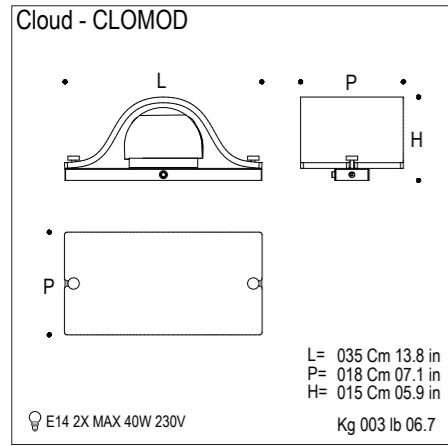
CLOUD

design // Carlo Nason

Osservando il cielo di Primavera,
è nata Cloud, lampada a
plafoniera modulare , che può
prendere diverse forme , proprio
come una nuvola.

*Looking at the sky in spring time
Cloud was designed, a modular
ceiling lamp that can take different
shapes, just like a cloud
in the sky does.*





16

Diffusore / Diffuser



Plafoniera modulare in vetro soffiato lavorato a mano / Hand blown modular ceiling lamp
 Montatura: **Bianco** / Frame: **White**

ICE

design // Carlo Nason

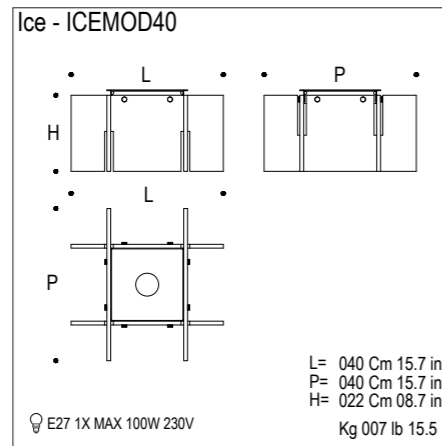
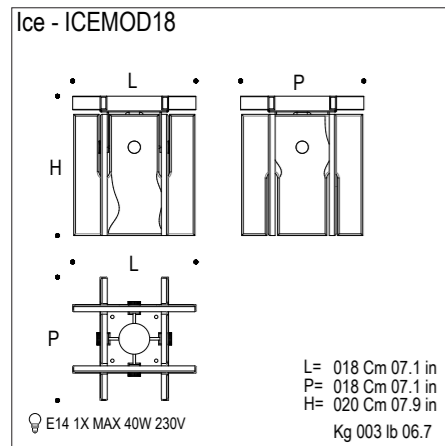
mazzega1946
com

cubetti di ghiaccio, questo ci ricorda "Ice", collezione di lampade a plafoniera modulare, che si adatta a illuminare diversi spazi abitativi.

Ice cubes, this recall Ice, a collection of modular ceiling lamps, which is suitable for illuminating several living spaces.



TECHNICAL DETAIL



Diffusore / Diffuser

Plafoniera modulare in vetro soffiato lavorato a mano / Hand blown modular ceiling lamp
 Montatura: **Bianco** / Frame: **White**

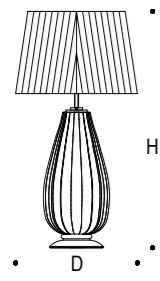
La ricerca di abbondanza di
materia, quasi massiccia
al fine di dimostrare la
capacità dei maestri vetrai.
Questa lampada da tavolo è nata
con la missione di valorizzare il
vetro, i quanto materia
ricca e senza tempo.

*The search for abundance of
material, almost massive in order to
demonstrate the ability
of the glass masters.
This table lamp was born
with the mission of
enhancing the glass, as a rich
and timeless material.*



— TECHNICAL DETAIL —

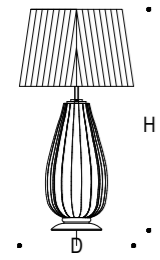
Carillon - CARTAVBG01



D= 040 Cm 15.7 in
H= 078 Cm 30.7 in
Kg 010 lb 22.1

E27 1X MAX 100W 230V

Carillon - CARTAVSM01



D= 030 Cm 11.8 in
H= 058 Cm 22.8 in
Kg 008 lb 17.7

E27 1X MAX 60W 230V



Diffusore / Diffuser

Lampada da tavolo in vetro lavorato a mano / Hand worked glass table lamp.

Montatura: Cromo Lucido / Oro lucido

Frame: Polished Chrome / Polished gold

WIND LIGHT

design // Mazzega

mazzega1946
.com



Un lampadario veneziano tutto
in vetro, per restare fedeli alla
nostra vocazione anche nei
dettagli secondari come
il paralume.

*A Venetian chandelier in glass,
to remain faithful to our
vocation of glass manufacturing
company.*

TECHNICAL DETAIL

Wind Light - WINAPV01

L= 018 Cm 07.1 in
H= 034 Cm 13.4 in
P= 034 Cm 13.4 in
Kg 003 lb 06.7

E14 1X MAX 40W 230V

Wind Light - WINAPV02

L= 039 Cm 15.4 in
H= 034 Cm 13.4 in
P= 029 Cm 11.4 in
Kg 004 lb 08.9

E14 2X MAX 40W 230V

Wind Light - WINAPV03

L= 052 Cm 20.5 in
H= 034 Cm 13.4 in
P= 034 Cm 13.4 in
Kg 004 lb 08.9

E14 3X MAX 40W 230V

Wind Light - WINSOV08

D= 096 Cm 37.8 in
H= 062 Cm 24.4 in
Kg 010 lb 22.1

E14 8X MAX 40W 230V

Wind Light - WINSOV12

D= 096 Cm 37.1 in
H= 062 Cm 24.4 in
Kg 014 lb 30.1

E14 12X MAX 40W 230V

Wind Light - WINSOV16

D= 113 Cm 44.5 in
H= 072 Cm 28.3 in
Kg 020 lb 44.1

E14 16X MAX 40W 230V

00



Diffusore / Diffuser

Famiglia di lampadari in vetro lavorato a mano
Family of hand worked glass chandeliers
Montatura: **Cromo Lucido / Oro lucido**
Frame: **Polished Chrome / Polished gold**



VENEZIA

design // Giovanni Barbato

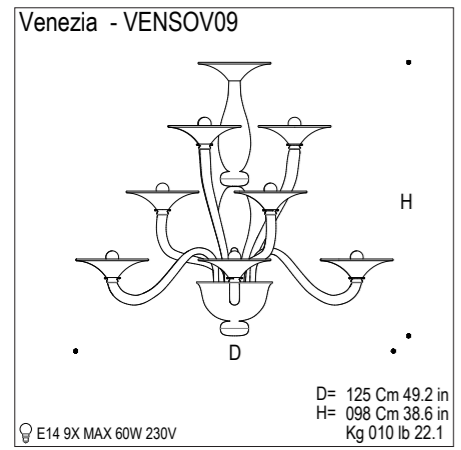
mazzege1946
.com

Quando il lampadario Veneziano
lascia la sua classicità ed
diventa contemporaneo ed unico,
per adattarsi all'evoluzione
delle mode.

*A Venetian Chandelier that
abandon the classical world and
becomes Contemporary and unique*



TECHNICAL DETAIL



20

Diffusore / Diffuser

Lampadario di vetro lavorato a mano
Hand worked glass chandeliers
Montatura: **Cromo Lucido** / Frame: **Polished Chrome**

BOTTLE

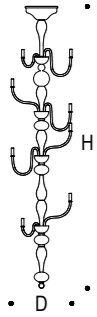
design // Sam Baron

Bottle si ispira ad una bottiglia , che
aggregata assieme diventa modulare,
ideale per decorare gli angoli dei
salotti moderni.

*Bottle it is inspired to a bottle that
become a chandelier
designed for the corners of our
contemporary living rooms.*



Bottle - BOTMOD



D= 080 Cm 31.5 in
H= 300 Cm 118 in
Kg 030 lb 66.2


G9 12X MAX 60W 230V

04



Diffusore / Diffuser

Lampadario in vetro lavorato a mano / Hand worked glass chandelier
Montatura: **Cromo Lucido** / Frame: **Polished Chrome**



FOSFATO

design // Mazzega

mazzega1946
.com

La tradizione del vetro lavorato a mano, unito ad una struttura decisamente contemporanea, danno origine a Fosfato una collezione contemporanea, con un forte carattere artistico.

The tradition of hand-worked glass, combined with a contemporary metal structure, give rise to Fosfato a contemporary collection with a marked artistic character.







TECHNICAL DETAIL

Fosfato - FOSAPV01

L= 014 Cm 05.5 in
H= 068 Cm 26.8 in
P= 021 Cm 08.3 in
Kg 002 lb 04.5

E14 1X MAX 40W 230V

Fosfato - FOSAPV03

L= 054 Cm 21.3 in
H= 094 Cm 037 in
P= 021 Cm 08.3 in
Kg 004 lb 08.9

E14 3X MAX 40W 230V

Fosfato - FOSSOV06

L= 140 Cm 55.1 in
H= 120 Cm 47.2 in
P= 018 Cm 7.1 in
Kg 013 lb 28.7

E14 6X MAX 40W 230V

Fosfato - FOSSOVVA06

L= 140 Cm 55.1 in
H= 123 Cm 48.4 in
P= 018 Cm 7.1 in
Kg 013 lb 28.7

E14 6X MAX 40W 230V

Fosfato - FOSSOVVB06

L= 140 Cm 55.1 in
H= 135 Cm 53.1 in
P= 018 Cm 7.1 in
Kg 013 lb 28.7

E14 6X MAX 40W 230V

Fosfato - FOSSOVVC06

D= 078 Cm 30.7 in
H= 094 Cm 37.0 in
d= 024 Cm 09.4 in
h= 004 Cm 01.6 in
Z= 180 Cm 70.9 in
Kg 020 lb 44.1

E14 6X MAX 40W 230V

Fosfato - FOSTAVBG01

L= 019 Cm 07.5 in
H= 056 Cm 022 in
P= 019 Cm 07.5 in
Kg 002 lb 04.5

E27 1X MAX 75W 230V

Fosfato - FOSTAVSM01


L= 014 Cm 05.5 in
H= 031 Cm 12.2 in
P= 014 Cm 05.5 in
Kg 01.5 lb 00.6

E14 01X MAX 40W 230V

Fosfato - FOSTEV01

D= 050 Cm 19.7 in
H= 188 Cm 074 in
Kg 014 lb 031

E27 1X MAX 100W 230V
E14 3X MAX 40W 230V



Diffusore / Diffuser

Famiglia di lampadari in vetro lavorato a mano

Family of hand worked glass chandeliers

Montatura: Cromo Lucido / Frame: Polished Chrome

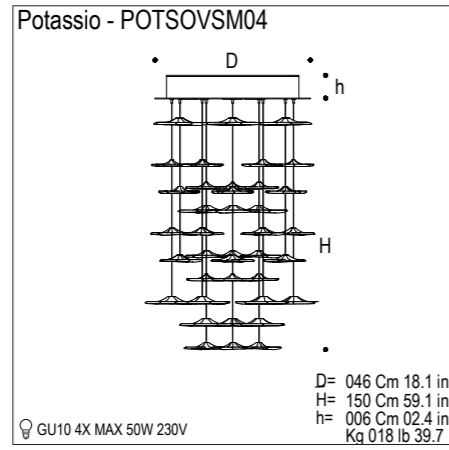
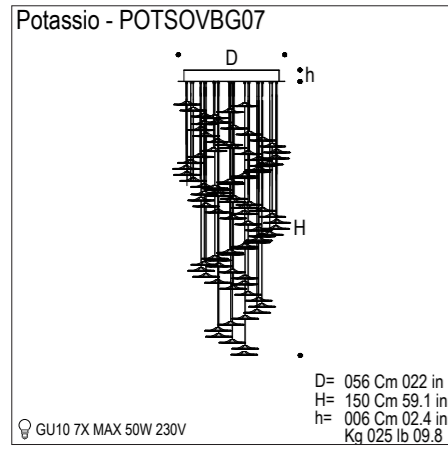




Una pioggia luminosa di fiori dal
cielo, pensata in vetro lavorato a
mano, ecco l'idea da
cui é nata Potassio.

*A brilliant rain of flowers falling
from the sky, designed
in handmade glass,
here is the idea from which
Potassium was born.*

TECHNICAL DETAIL



00

Diffusore / Diffuser



Famiglia di lampade in vetro lavorato a mano / Family of hand worked glass lamps
 Montatura: **Cromo Lucido** / Frame: **Polished Chrome**

FERRO

design // Chafik Gasmi

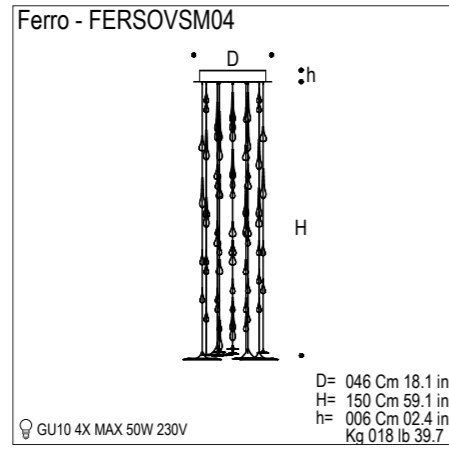
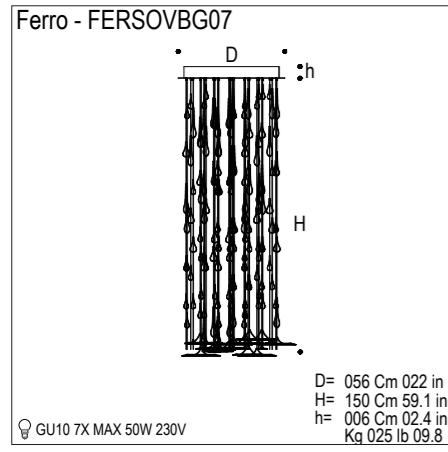
mazzega1946
.com

La pioggia che cade sul mare,
ed forma delle onde nell'acqua,
in maniera molto romantica,
questo vuole rappresentare
Ferro, utilizzando l'arte
millenaria del
vetro di Murano.

*The rain that falls on the sea,
and the shape of the waves in the
water. In a romantic way, this is
represented by Ferro.*



TECHNICAL DETAIL



00

Diffusore / Diffuser



Lampada a soffitto in vetro lavorato a mano / Ceiling hand worked glass lamp
 Montatura: **Cromo Lucido** / Frame: **Polished Chrome**

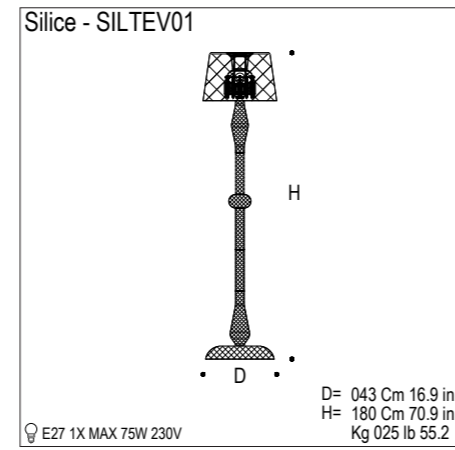
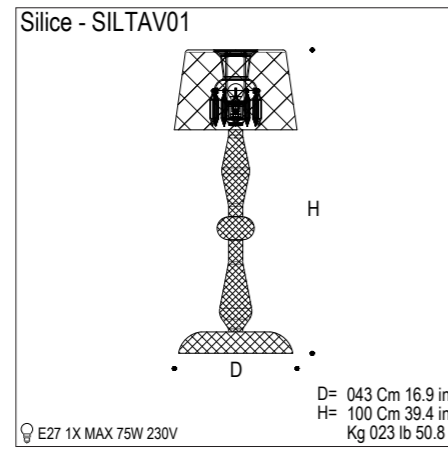
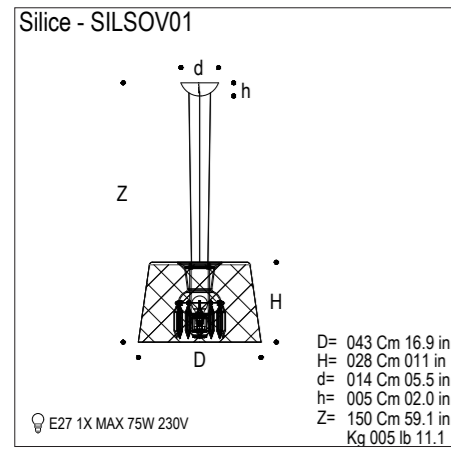
SILICE

design // Chafik Gasmi

Questa lampada è l'esempio
della antica tecnica vetraria
muranese "Ballotton" utilizzata
su un oggetto moderno
dal look Retro.

*The Antique Murano glass technique
"Ballotton" is used in this lamp,
contemporary with a retro look.*





15

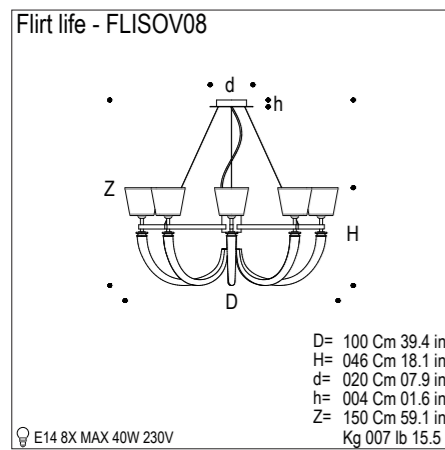
Diffusore / Diffuser



Famiglia di lampade in vetro lavorato a mano / Family of hand worked glass lamps
 Montatura: **Cromo Lucido** / Frame: **Polished Chrome**

FLIRT LIFE

design // Oriano Favaretto



Un lampadario Veneziano
Minimale, una provocazione
che si spinge al di là di ciò che
è convenzionale, ed diventa
essenziale per gli ambienti
più moderni .

*A minimal Venetian chandelier,
a provocation that moves beyond
what is conventional, and becomes
essential, designed for the more
modern environments.*

00

Diffusore / Diffuser



Lampadario in vetro lavorato a mano / Hand worked glass chandelier
Montatura: **Cromo Lucido** / Frame: **Polished Chrome**

ANIDRIDE

design // Oriano Favaretto

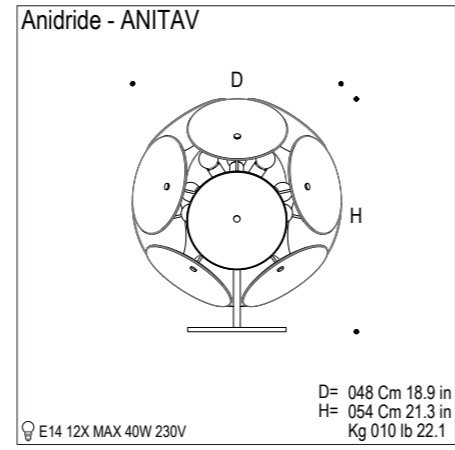
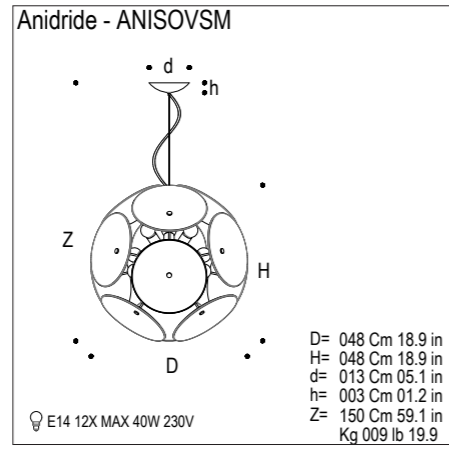
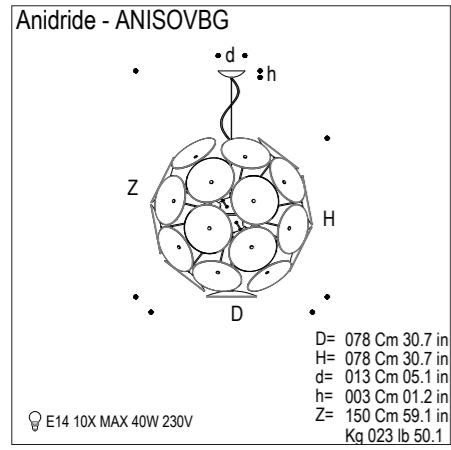
mazzega1946
.com

Il Big Bang, questo ci
ricorda Anidride.

*The Big Bang,
this reminds us of Anhydride.*



TECHNICAL DETAIL



27

Diffusore / Diffuser




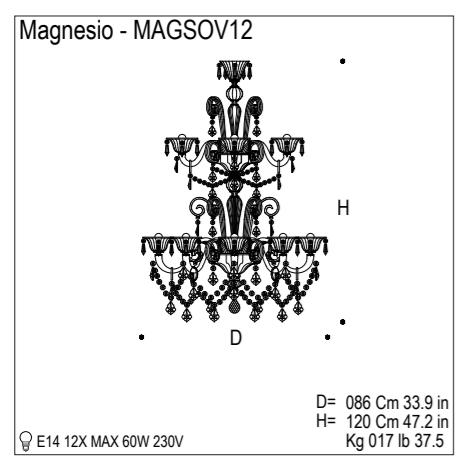
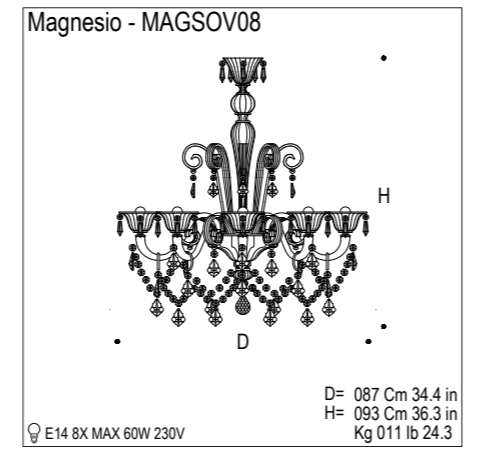
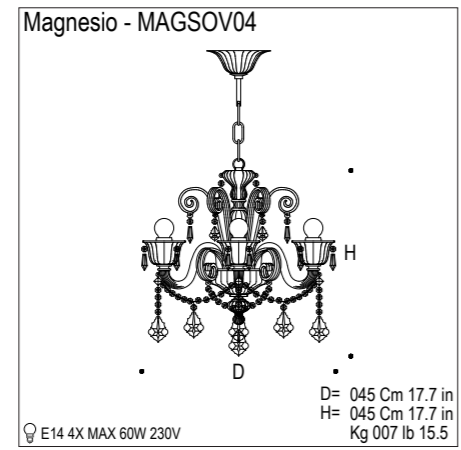
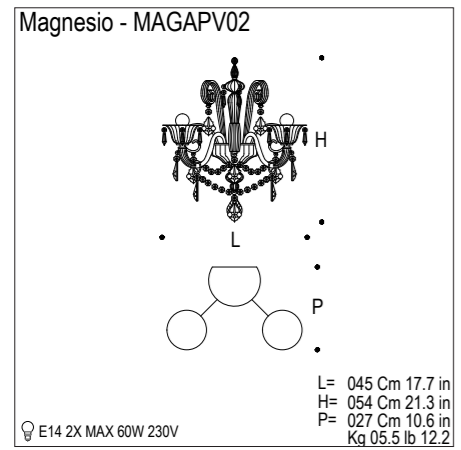
Famiglia di lampade in vetro lavorato a mano / Family of hand worked glass lamps
 Montatura: **Cromo Lucido** / Frame: **Polished Chrome**



A volte la vita non è sempre rigorosa, ed si riempie di vanità, così pure il superfluo diventa parte fondamentale dell'oggetto.

Sometimes life is not always strict, as it seems, and it fills with vanity, so superfluous becomes a fundamental part of the object.

TECHNICAL DETAIL



Diffusore / Diffuser

Famiglia di lampadari in vetro lavorato a mano
Family of hand worked glass chandeliers
Montatura: **Cromo Lucido** / Frame: **Polished Chrome**



SODA


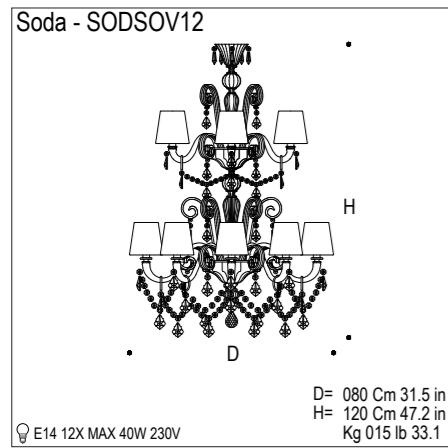
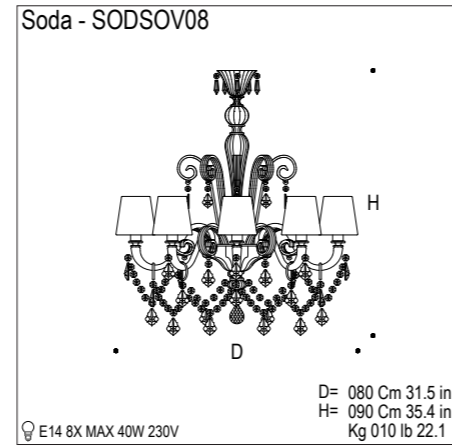
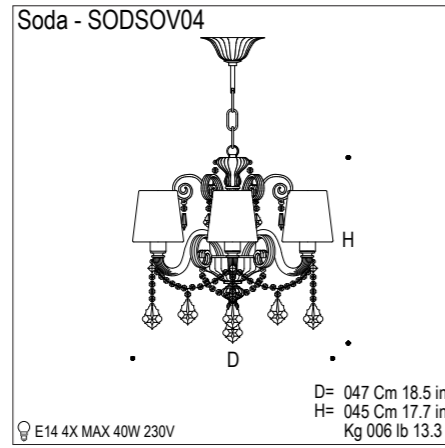
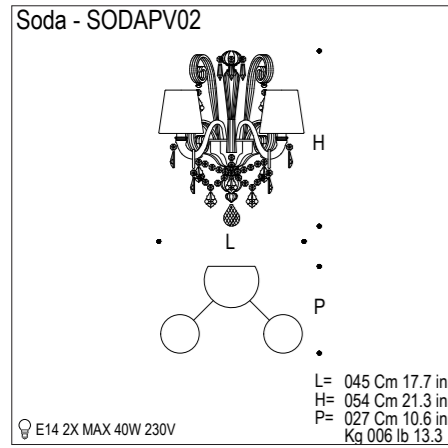
design // Mazzega

mazzega1946
com

Quando neppure Magnesio
basta, arriva Soda, ancora più
ricco di accessori,
per impreziosire le nostre case
delle persone più esigenti.

*Even when magnesium is not
enough, Soda comes, richer in
accessories, to enrich the homes of
the most demanding people.*





Diffusore / Diffuser

Famiglia di lampadari in vetro lavorato a mano
Family of hand worked glass chandeliers
Montatura: **Cromo Lucido** / Frame: **Polished Chrome**

SATÉ

design // Antonio Ventimiglia


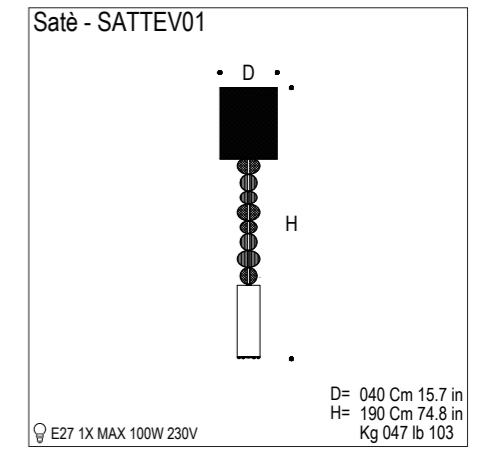
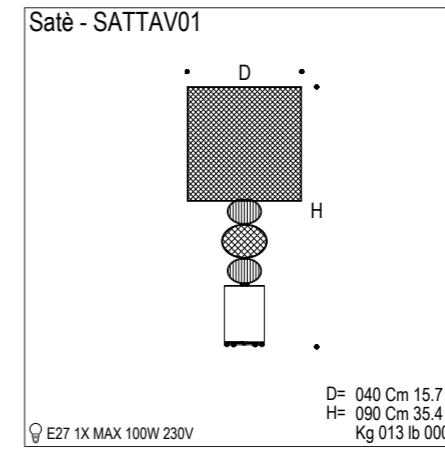
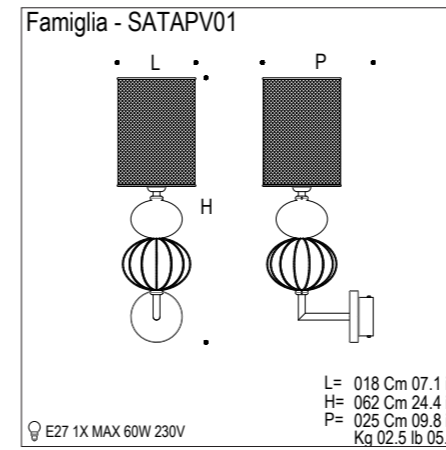
mazzega1946
.com

Il valore del vetro, sposato a quello del marmo, danno vita a Satè, lampada elegante ed esclusiva.

The Value of Murano glass combined with the one of marble produces Satè a collection of lamps elegant and very exclusive.



TECHNICAL DETAIL



Diffusore / Diffuser

Famiglia di lampade in vetro lavorato a mano / Family of hand worked glass lamps
Montatura: **Cromo Lucido / Oro lucido**
Frame: **Polished Chrome / Polished gold**

Quando i soffitti non sono abbastanza alti ed si ha la voglia di un lampadario Veneziano, allora si propone Galbajo , lampada a sospensione decisamente moderna dall'altezza contenuta ed dal design pulito.

When the ceilings are not high enough to install a chandelier, and there is the desire of a Venetian, than Galbajo is the right choice, a very modern chandelier with its low height and clean design.



TECHNICAL DETAIL

Galbajo - GALSOV12

D= 104 Cm 40.9 in
H= 051 Cm 20.1 in
Kg 012 lb 26.5

E14 12X MAX 60W 230V

Galbajo - GALSOV16

D= 130 Cm 51.2 in
H= 054 Cm 21.3 in
Kg 015 lb 33.1

E14 16X MAX 60W 230V

Galbajo - GALSOV25

D= 130 Cm 51.2 in
H= 068 Cm 26.8 in
Kg 026 lb 54.7

E14 25X MAX 60W 230V



Diffusore / Diffuser

00 07

Famiglia di lampadari in vetro lavorato a mano
Family of hand worked glass chandeliers
Montatura: **Cromo Lucido** / Frame: **Polished Chrome**

FEGALLIANO

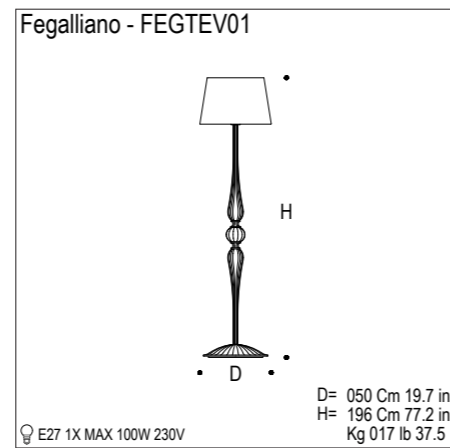
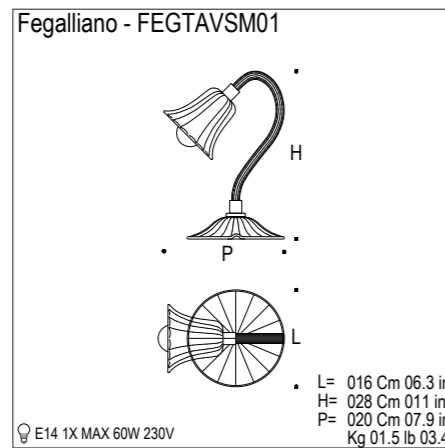
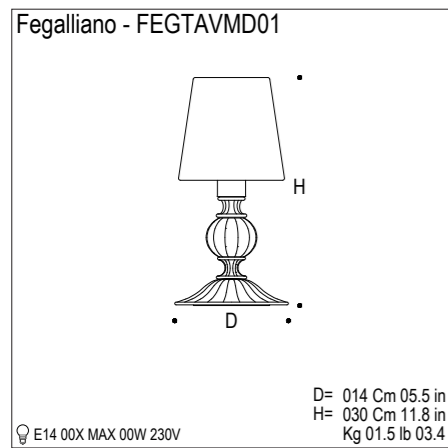
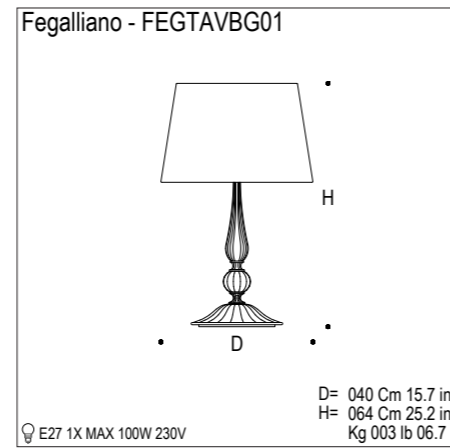
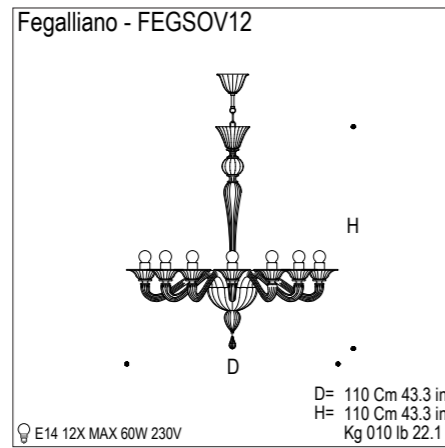
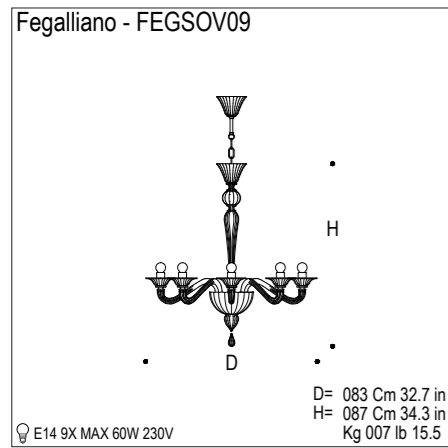
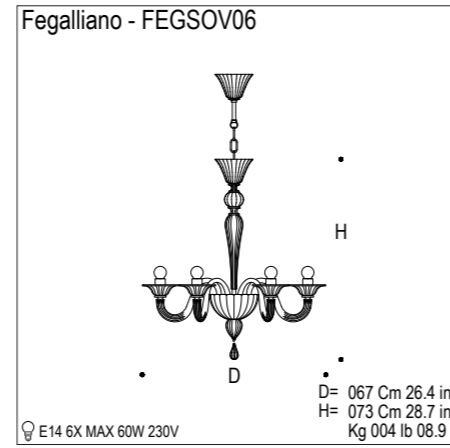
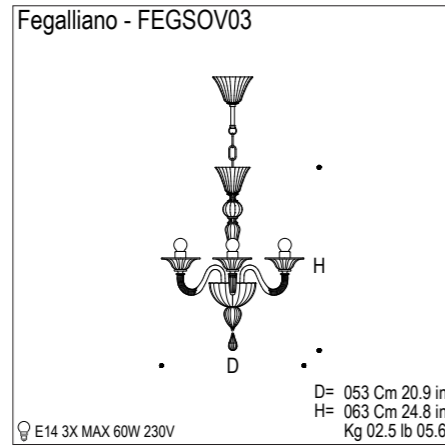
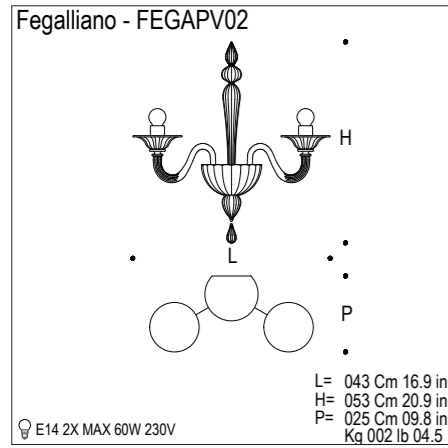
design // Mazzega

mazzega1946
.com

Lampadario Veneziano classico ed essenziale allo stesso tempo; che non è caduto nel minimalismo, ma che si è liberato del superfluo, e di tutto ciò che non è essenziale, via fiori e foglie, ma solo la propria elegante struttura.

A classic Venetian chandelier, that we cannot consider minimal, but which has abandoned, what it does not really need.





Diffusore / Diffuser

Famiglia di lampadari in vetro lavorato a mano
Family of hand worked glass chandeliers
Montatura: **Cromo Lucido / Oro lucido**
Frame: **Polished Chrome / Polished gold**



L'essenzialità del vetro nella sua forma più classica, e senza tempo ha dato origine ad Ipato, una lampada a plafoniera classica ed abbondante, che arricchisce e riempie il proprio spazio.

The essence of glass in its most classic and timeless shape. This is Ipato a classical and abundant ceiling lamp that enriches and fills its space.



TECHNICAL DETAIL

Ipato - IPAAP05

L= 034 Cm 13.4 in
P= 021 Cm 08.3 in
H= 050 Cm 19.7 in
Kg 004 lb 08.9

E27 2X MAX 100W 230V

Ipato - IPAAP07

L= 034 Cm 13.4 in
P= 021 Cm 08.3 in
H= 050 Cm 19.7 in
Kg 005 lb 11.1

E27 2X MAX 100W 230V

Ipato - IPAPLV14

D= 055 Cm 21.7 in
H= 048 Cm 18.9 in
Kg 015 lb 33.1

E14 6X MAX 60W 230V

Ipato - IPAPLV16

D= 050 Cm 19.7 in
H= 027 Cm 10.6 in
Kg 016 lb 35.3

E27 3X MAX 75W 230V

Ipato - IPAPLV28

D= 080 Cm 31.5 in
H= 039 Cm 15.4 in
Kg 030 lb 66.2

E14 10X MAX 60W 230V

Ipato - IPAPLV84

D= 120 Cm 47.2 in
H= 063 Cm 24.8 in
Kg 080 lb 177

E14 15X MAX 60W 230V



Famiglia di lampade in vetro lavorato a mano
Family of hand worked glass lamps
Montatura: **Cromo Lucido / Oro lucido**
Frame: **Polished Chrome / Polished gold**

ZINCO

design // Mazzega


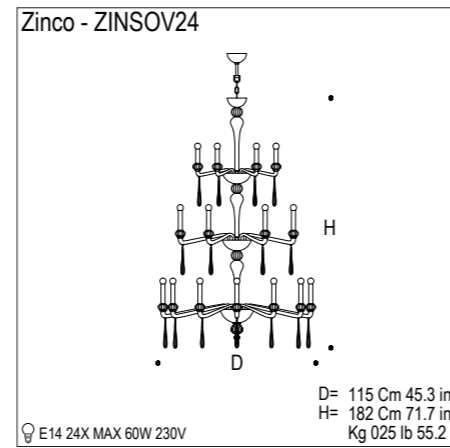
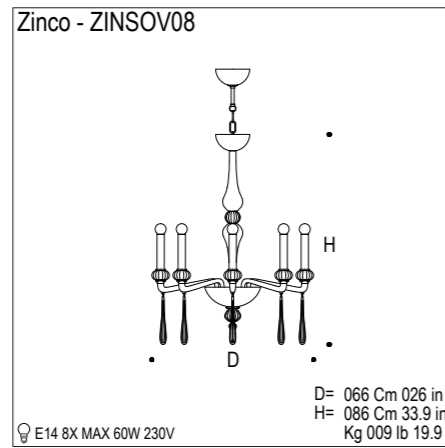
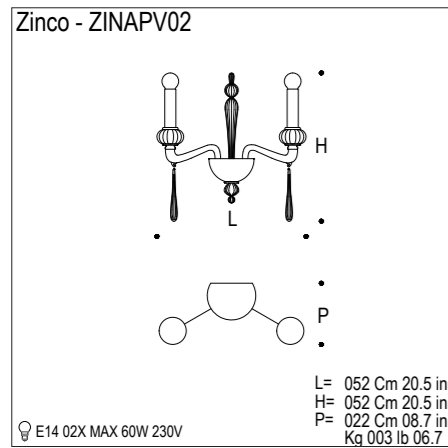
mazzega1946
.com

Un incontro tra passato
e presente, questo ci
rappresenta Zinco, lampadario
Veneziano adatto agli ambienti
contemporanei.

*A meeting between past and
present, this represents Zinco, a
Venetian chandelier suitable for
contemporary environments.*



TECHNICAL DETAIL



Diffusore / Diffuser

Famiglia di lampadari in vetro lavorato a mano
 Family of hand worked glass chandeliers

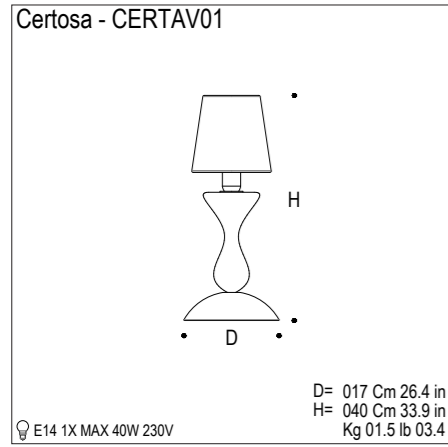
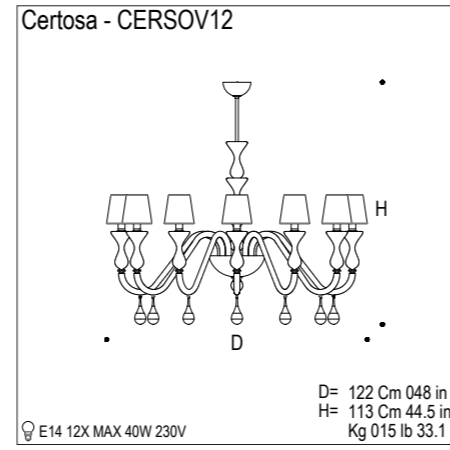
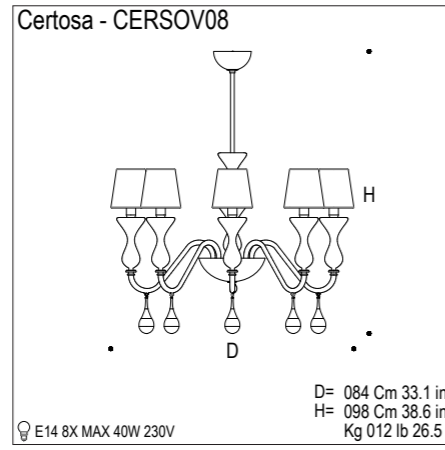
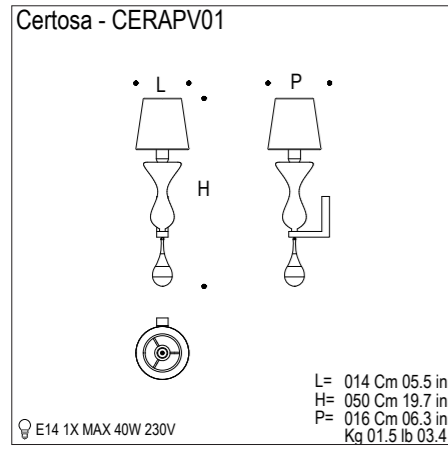
Montatura: **Cromo Lucido** / Frame: **Polished Chrome**

Bevendo un bicchiere di Brandy,
al designer è venuta l'idea di
dedicare un lampadario al
famoso bicchiere da Brandy.

*Drinking a glass of Brandy, the
designer has come up with the idea
of devoting a chandelier to the
famous Brandy glass.*



TECHNICAL DETAIL



00

Diffusore / Diffuser



Famiglia di lampadari in vetro lavorato a mano
 Family of hand worked glass chandeliers
 Montatura: **Cromo Lucido** / Frame: **Polished Chrome**

JESOLO

design // Mazzega

mazzega1946
com



Chi l'ha detto che il veneziano o è classico, o moderno? Jesolo ci dimostra che a volte questi due mondi non sono poi così lontani.

Who said that the Venetian is either classic or modern? Jesolo shows us that sometimes these two worlds are not so far away.

TECHNICAL DETAIL

Jesolo - JESAPV02

L= 043 Cm 16.9 in
H= 044 Cm 17.3 in
P= 025 Cm 09.8 in
Kg 003 lb 09.8

E14 2X MAX 40W 230V

Jesolo - JESSOV04

D= 047 Cm 18.5 in
H= 041 Cm 16.1 in
Kg 007 lb 15.5

E14 4X MAX 40W 230V

Jesolo - JESSOV06

D= 067 Cm 26.4 in
H= 086 Cm 33.9 in
Kg 012 lb 26.5

E14 6X MAX 40W 230V

Jesolo - JESSOV08

D= 083 Cm 32.7 in
H= 093 Cm 36.6 in
Kg 015 lb 33.1

E14 8X MAX 40W 230V

Jesolo - JESSOV12

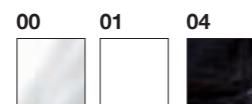
D= 086 Cm 33.9 in
H= 120 Cm 47.2 in
Kg 022 lb 88.6

E14 12X MAX 40W 230V

Jesolo - JESSOV18

D= 146 Cm 57.4 in
H= 150 Cm 59.1 in
Kg 040 lb 88.2

E14 18X MAX 40W 230V



Diffusore / Diffuser

Famiglia di lampadari in vetro lavorato a mano
Family of hand worked glass chandeliers
Montatura: **Cromo Lucido / Oro lucido**
Frame: **Polished Chrome / Polished gold**

PARTECIPAZIO

design // Mazzega

Forme essenziali, pulizia di immagine, ed l'eleganza del paralume in tessuto rendono Partecipazio una lampada Classica adatta pure ad un ambiente contemporaneo.

Essential shapes, a clean image, and the elegance of the fabric shade make Participation a Classical lamp suitable also for a contemporary living.



TECHNICAL DETAIL

Partecipazio - PARAPV02

L= 052 Cm 20.5 in
H= 041 Cm 16.1 in
P= 024 Cm 09.4 in
Kg 003 lb 06.7

E14 2X MAX 40W 230V

Partecipazio - PARAPV03

L= 052 Cm 20.5 in
H= 041 Cm 16.1 in
P= 035 Cm 13.8 in
Kg 004 lb 08.9

E14 3X MAX 40W 230V

Partecipazio - PARSOV06

D= 078 Cm 30.7 in
H= 078 Cm 30.7 in
Kg 007 lb 15.5

E14 6X MAX 40W 230V

Partecipazio - PARSOV08

D= 078 Cm 30.7 in
H= 078 Cm 30.7 in
Kg 009 lb 19.9

E14 8X MAX 40W 230V

Partecipazio - PARSOV12

D= 095 Cm 37.4 in
H= 100 Cm 39.4 in
Kg 012 lb 26.5

E14 12X MAX 40W 230V

Partecipazio - PARSOV16

D= 095 Cm 37.4 in
H= 120 Cm 47.2 in
Kg 018 lb 39.7

E14 16X MAX 40W 230V

Partecipazio - PARTAV01

D= 018 Cm 07.1 in
H= 039 Cm 15.4 in
Kg 001 lb 02.3

E14 1X MAX 40W 230V

Partecipazio - PARTEV06

D= 064 Cm 25.2 in
H= 210 Cm 82.7 in
Kg 014 lb 30.1

E14 6X MAX 40W 230V



Diffusore / Diffuser

Famiglia di lampadari in vetro lavorato a mano
Family of hand worked glass chandeliers
Montatura: **Cromo Lucido / Oro lucido**
Frame: **Polished Chrome / Polished gold**



ANTENOREO

design // Mazzega

mazzega1946
com

Forme essenziali , pulizia di immagine, con un pizzico di Classicità, ecco in sintesi la ricetta che ha dato vita ad Antenoreo.

Essential forms, a. Clean image with a little of Classicism, here is the recipe that gave birth to Antenoreo.



TECHNICAL DETAIL

Antenoreo - ANTAPV02

L= 055 Cm 21.7 in
H= 032 Cm 12.6 in
P= 024 Cm 09.4 in
Kg 003 lb 06.7

E14 2X MAX 60W 230V

Antenoreo - ANTAPV03

L= 055 Cm 21.7 in
H= 032 Cm 12.6 in
P= 035 Cm 13.8 in
Kg 004 lb 08.9

E14 3X MAX 60W 230V

Antenoreo - ANTSOV06

D= 080 Cm 31.5 in
H= 078 Cm 30.7 in
Kg 007 lb 15.5

E14 6X MAX 60W 230V

Antenoreo - ANTSOV08

D= 080 Cm 31.5 in
H= 078 Cm 30.7 in
Kg 009 lb 19.9

E14 8X MAX 60W 230V

Antenoreo - ANTSOV12

D= 098 Cm 38.6 in
H= 100 Cm 39.4 in
Kg 012 lb 26.5

E14 12X MAX 60W 230V

Antenoreo - ANTSOV16

D= 098 Cm 38.6 in
H= 120 Cm 47.2 in
Kg 018 lb 39.7

E14 16X MAX 60W 230V

Antenoreo - ANTTAV01

D= 018 Cm 07.1 in
H= 028 Cm 011 in
Kg 001 lb 02.3

E14 1X MAX 60W 230V

Antenoreo - ANTTEV06

D= 066 Cm 026 in
H= 210 Cm 82.7 in
Kg 014 lb 30.1

E14 6X MAX 60W 230V



Diffusore / Diffuser

Famiglia di lampadari in vetro lavorato a mano
Family of hand worked glass chandeliers
Montatura: **Cromo Lucido / Oro lucido**
Frame: **Polished Chrome / Polished gold**

MENEGARIO

design // Mazzega


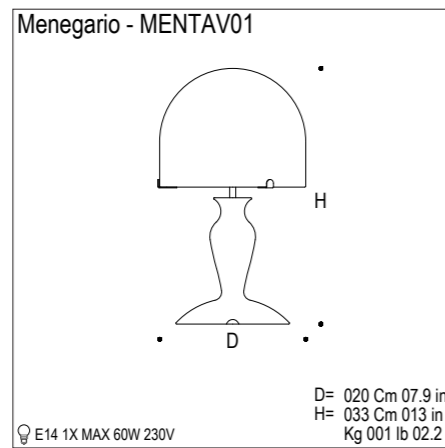
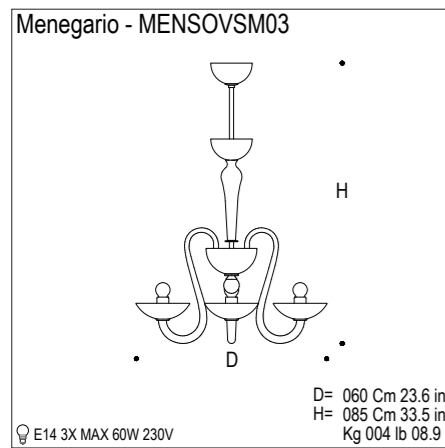
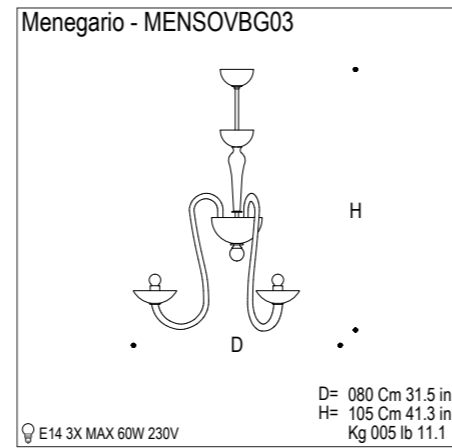
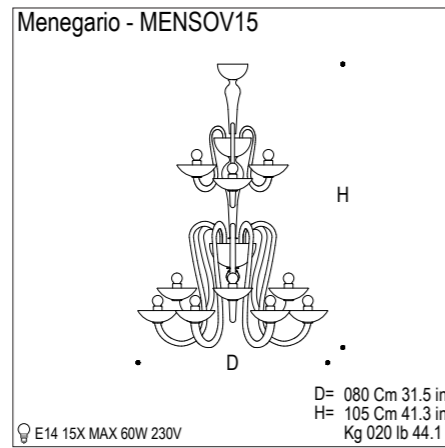
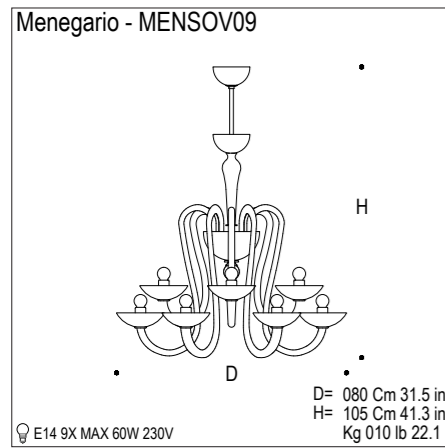
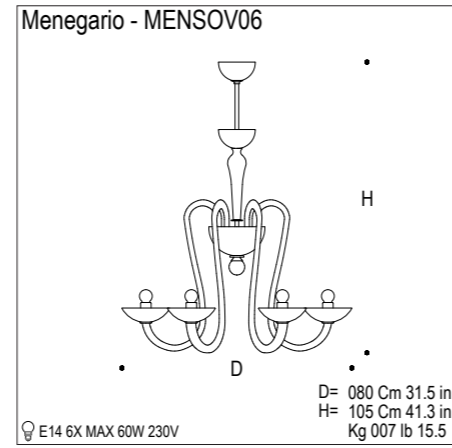
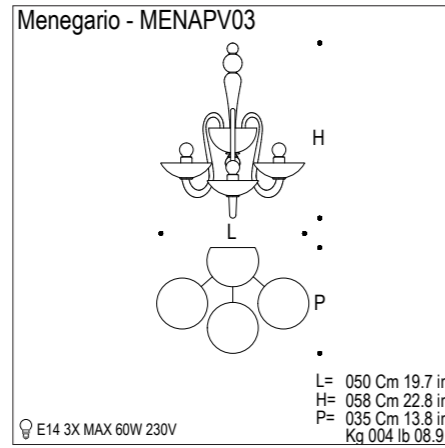
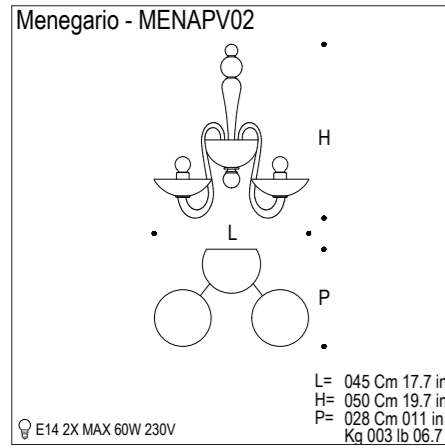
mazzega1946
com

I nostri mari, sono sempre
più ricchi di meduse, questo
eterno ed intrigante animale è
rappresentato da Menegario,
una medusa in vetro
lavorato a mano.

*Our seas are more and more full of
gelly fishes, this unique animal, is
represented by Menegario, a hand
worked glass jelly fish.*



TECHNICAL DETAIL



Diffusore / Diffuser

Famiglia di lampadari in vetro lavorato a mano
Family of hand worked glass chandeliers
Montatura: **Cromo Lucido / Oro lucido**
Frame: **Polished Chrome / Polished gold**



GAULO

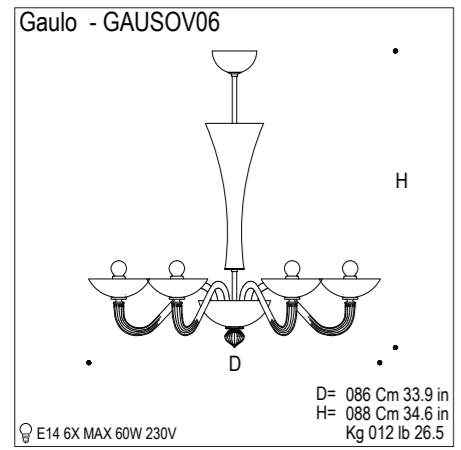
design // Mazzega

La voglia di inserire il lampadario veneziano in un ambiente moderno, senza per questo rinunciare alla ricchezza del lampadario a braccia, che in Gaulo è diventato pulito ed essenziale .

The desire to install the Venetian chandelier in a modern setting. In fact too many times still now a day the Venetian chandelier is only thought as a classic lamp. This is why our style office designed Gaulo.

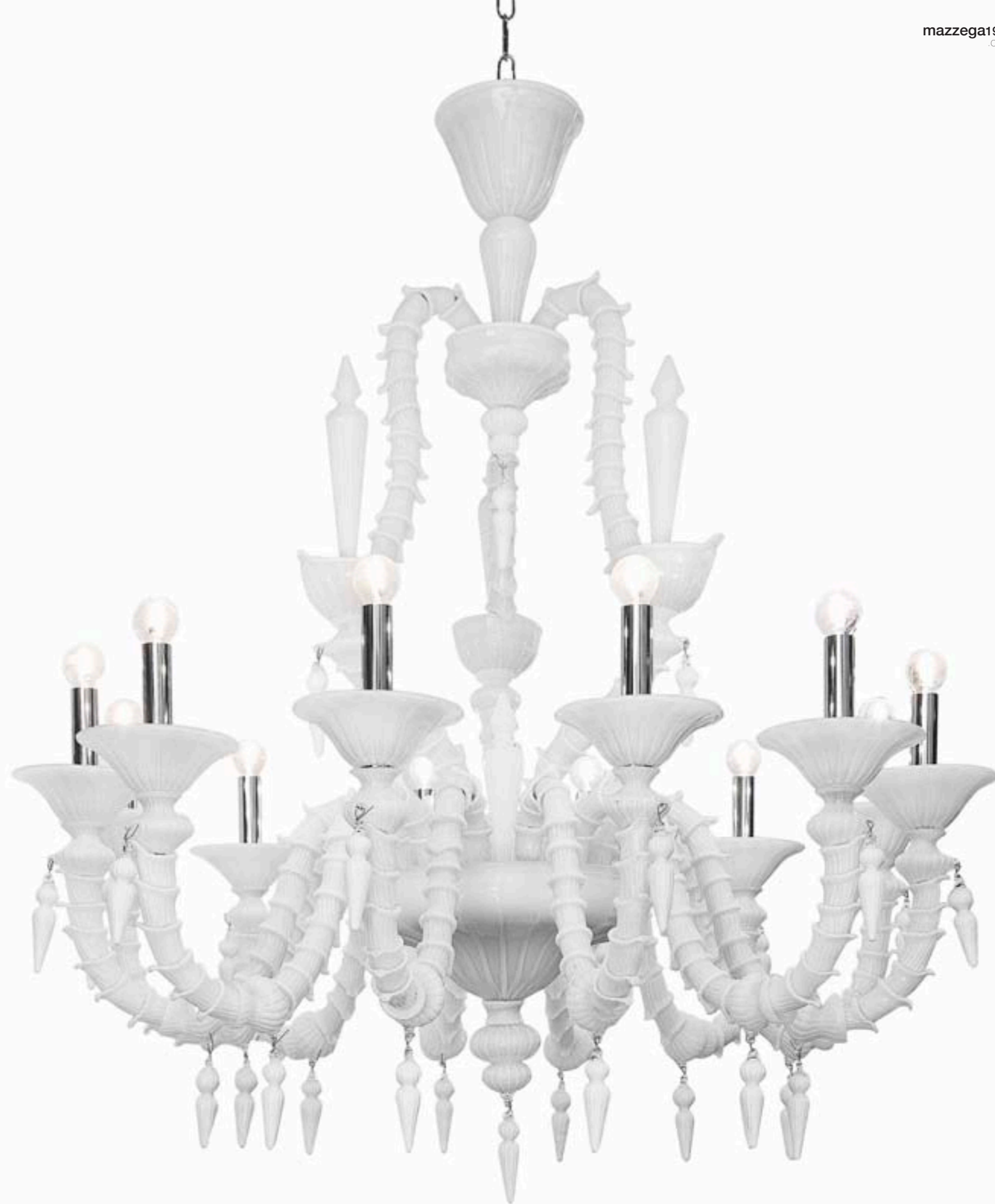


TECHNICAL DETAIL



Diffusore / Diffuser

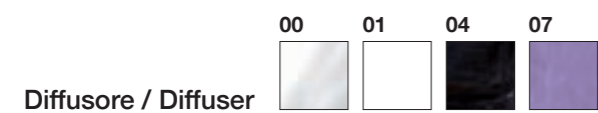
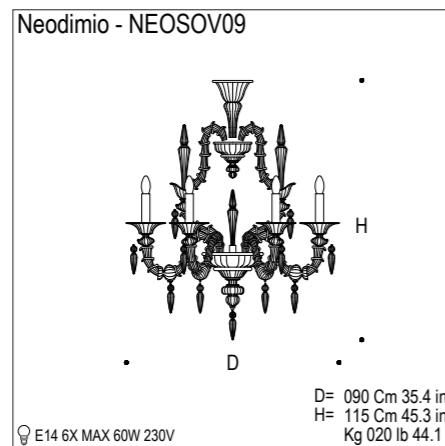
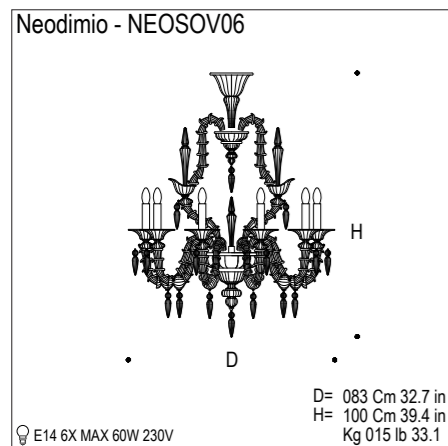
Lampadario in vetro lavorato a mano / Hand worked glass chandelier
 Montatura: Cromo Lucido / Oro lucido
 Frame: Polished Chrome / Polished gold



La tradizione del 700 , rivista
in chiave contemporanea,
quando il classico si spoglia del
superfluo e diventa essenziale .

*The tradition of the 700, style,
when the classic gets rid of the
superfluous and becomes essential.*

TECHNICAL DETAIL


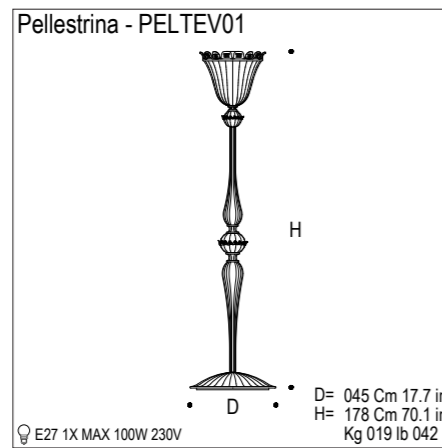
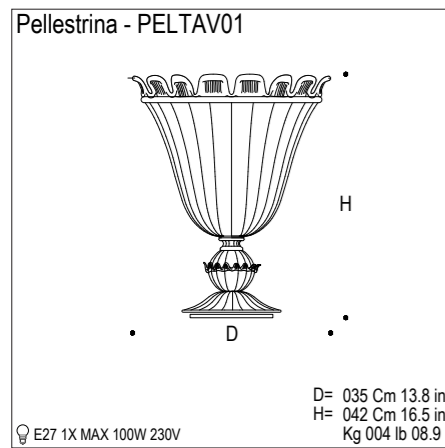
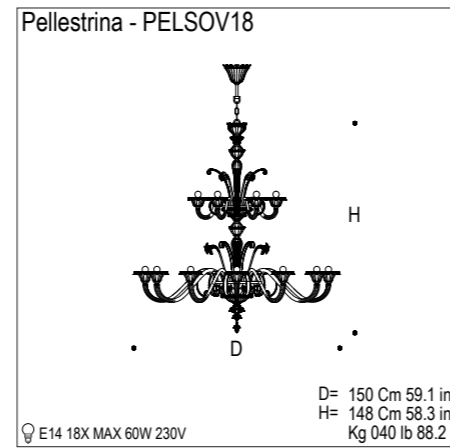
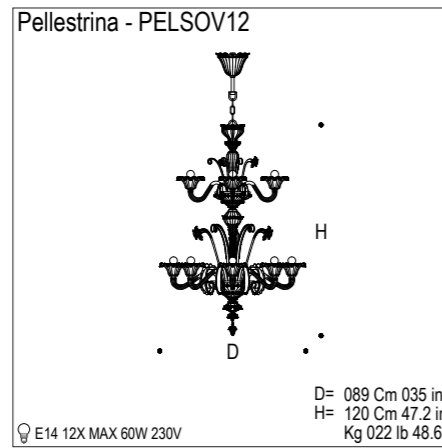
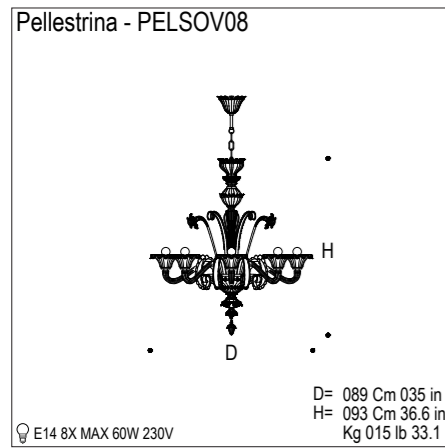
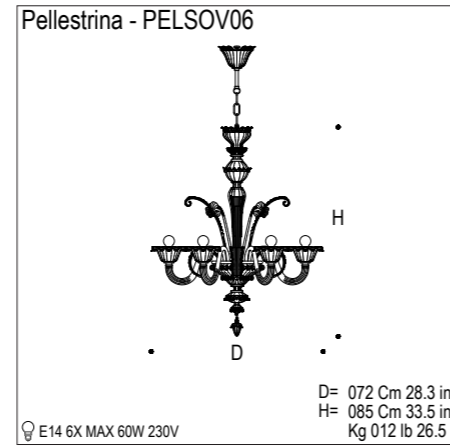
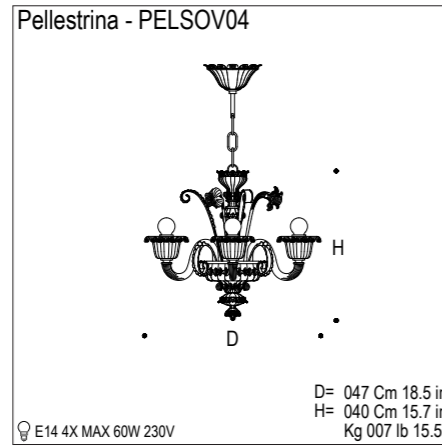
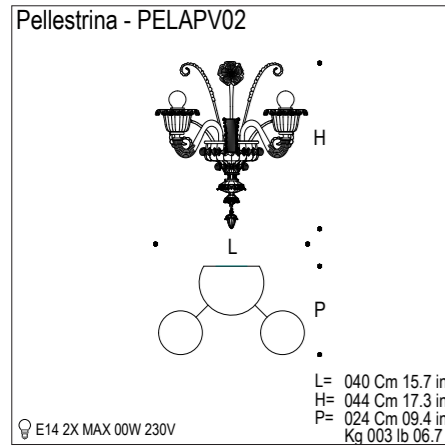


Lampadario in vetro lavorato a mano
Hand worked glass chandelier
Montatura: **Cromo Lucido** / Frame: **Polished Chrome**



Una lampada classica che guarda
al futuro, avvicinandosi ma
tenendosi a distanza.
Questo hanno immaginato i
nostri stilisti quando hanno
pensato a Pellestrina.

*A classical lamp that looks to the
future, approaching but keeping
away from it. This was what our
designers imagined when they
thought about Pellestrina.*



Diffusore / Diffuser


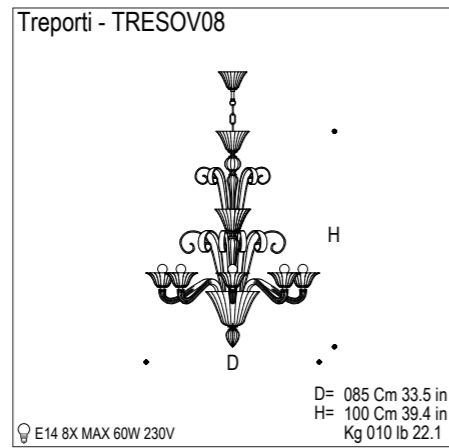
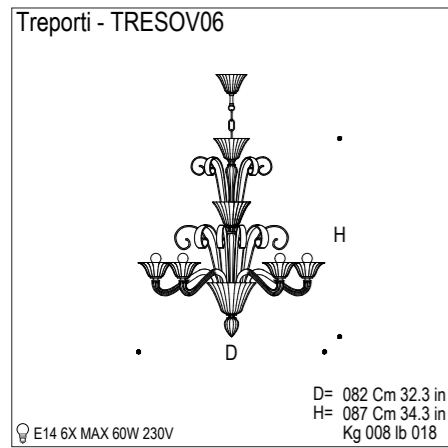
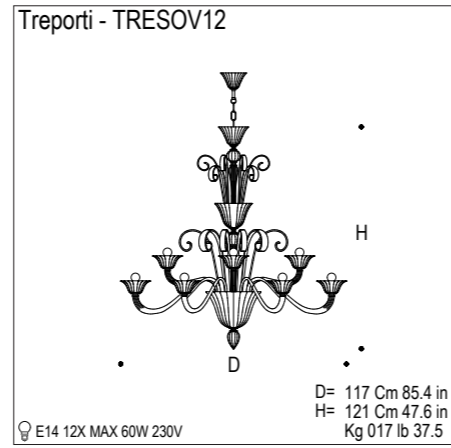
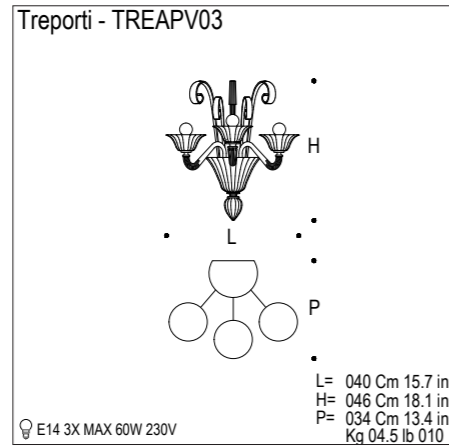
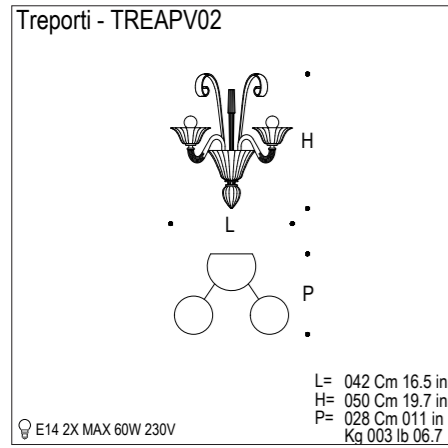
Famiglia di lampadari in vetro lavorato a mano
Family of hand worked glass chandeliers
Montatura: **Cromo Lucido / Oro lucido**
Frame: **Polished Chrome / Polished gold**



Elegante, virtuoso ed esclusivo,
questo è Treporti, Lampada
Veneziana senza tempo
adatta ad abbellire diversi
spazi abitativi.

*Elegant, virtuous and exclusive,
this is Treporti, a timeless Venetian
Lamp suitable for improving
our living spaces.*





Diffusore / Diffuser

Famiglia di lampadari in vetro lavorato a mano
Family of hand worked glass chandeliers
Montatura: **Cromo Lucido / Oro lucido**
Frame: **Polished Chrome / Polished gold**

SAN SERVOLO

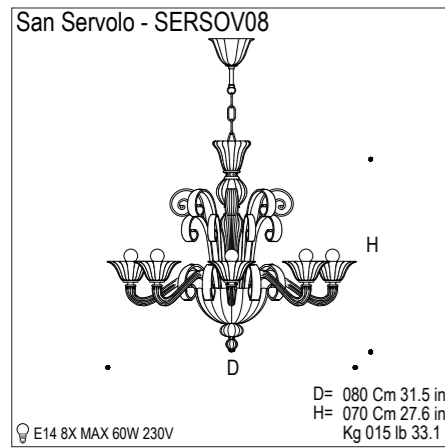
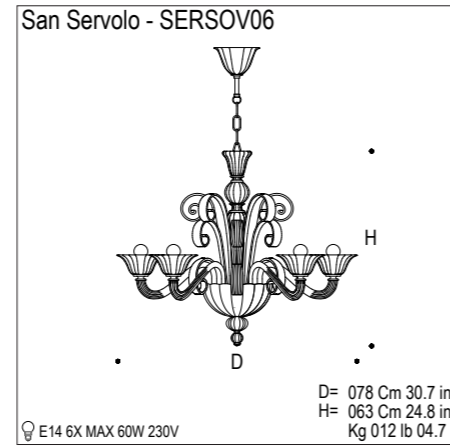
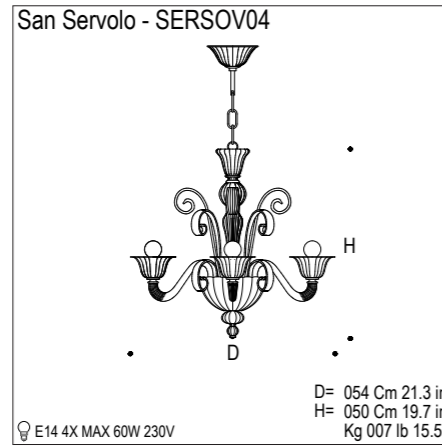
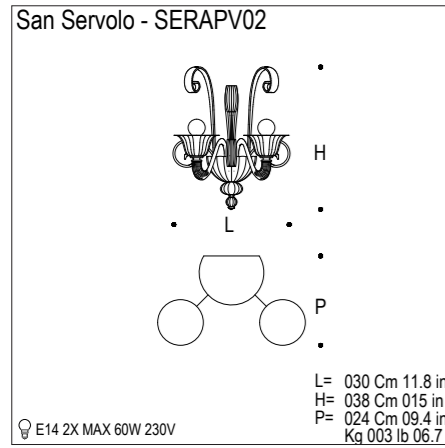
design // Mazzega

La voglia di creare una lampada classica, non troppo vistosa, questo desiderio ha spinto a creare San Servolo. Una lampadario per chi non vuole rinunciare al classico senza esagerare.

The desire to create a classic lamp, not too abundant in shapes, this desire pushed to create San Servolo. A chandelier for those who do not want to give up with the classic.



TECHNICAL DETAIL



Diffusore / Diffuser

Famiglia di lampadari in vetro lavorato a mano
Family of hand worked glass chandeliers
Montatura: **Cromo Lucido / Oro lucido**
Frame: **Polished Chrome / Polished gold**



MAZZORBO

design // Mazzega

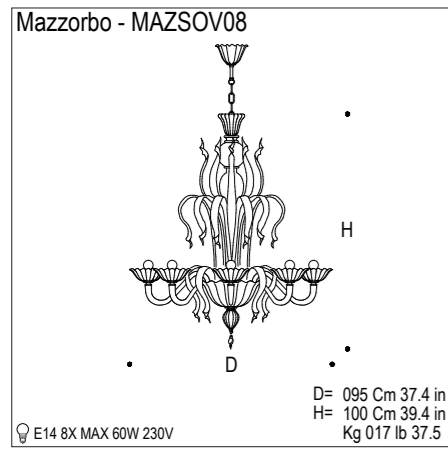
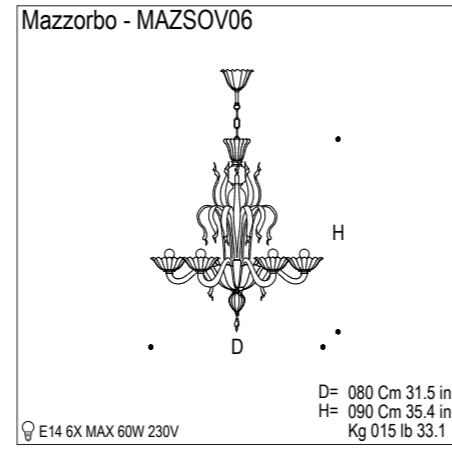
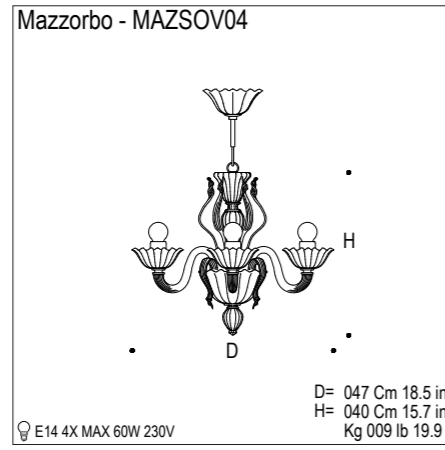
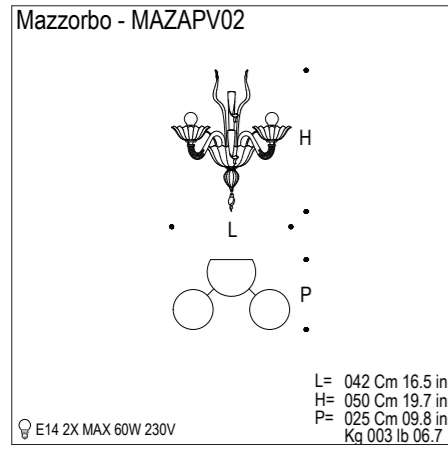
mazzega1946
com

Un lampadario veneziano che si
colloca a metà tra
il mondo classico ed quello
contemporaneo.

*A venetian Chandelier in the
middle between the classic and the
contemporary world.*



TECHNICAL DETAIL



Diffusore / Diffuser

Famiglia di lampadari in vetro lavorato a mano
Family of hand worked glass chandeliers
Montatura: **Cromo Lucido / Oro lucido**
Frame: **Polished Chrome / Polished gold**



SAN CLEMENTE

design // Mazzega

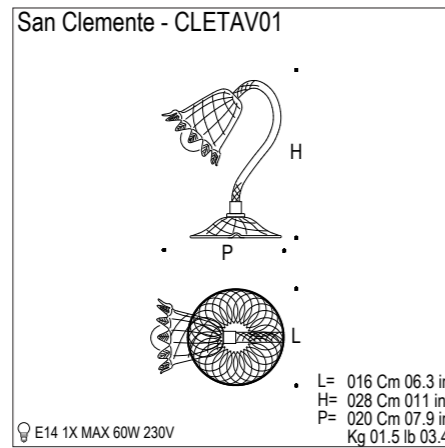



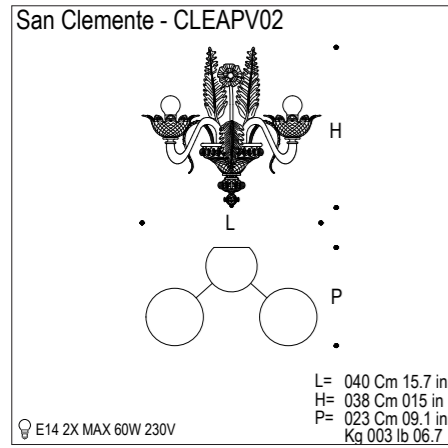
mazzega1946
com



Un lampadario veneziano eterno,
senza tempo, presente negli
ambienti di ieri di oggi, ed pure
in quelli di domani.

*An eternal, timeless Venetian
chandelier present in yesterday's
environments, in today's ones as
well as in tomorrow's ones.*

TECHNICAL DETAIL



19

Diffusore / Diffuser



Famiglia di lampadari in vetro lavorato a mano
Family of hand worked glass chandeliers
Montatura: **Oro Lucido** / Frame: **Polished Gold**

Una variante del classico, sempre
caratterizzato dal 700, uno stile
che non cambia, ed resta sempre
uguale, che non è soggetto a
tendenze di moda, ma resta
sempre fedele a se stesso.

*A variant of the classic, always
characterized by the 700, a style
that does not change, and remains
the same, which is not subject to
fashion trends but remains
faithful to itself.*



TECHNICAL DETAIL

San Paolo - PAOAPV02

L= 043 Cm 16.9 in
H= 044 Cm 17.3 in
P= 025 Cm 09.8 in
Kg 003 lb 09.8

E14 2X MAX 60W 230V

San Paolo - PAOSOV03

D= 052 Cm 20.5 in
H= 060 Cm 23.6 in
Kg 006 lb 13.3

E14 3X MAX 60W 230V

San Paolo - PAOSOV06

D= 070 Cm 27.6 in
H= 085 Cm 33.5 in
Kg 010 lb 22.1

E14 6X MAX 60W 230V

San Paolo - PAOSOV08

D= 089 Cm 035 in
H= 098 Cm 36.8 in
Kg 015 lb 33.1

E14 8X MAX 60W 230V

San Paolo - PAOTAVBG01

D= 038 Cm 015 in
H= 048 Cm 18.9 in
Kg 006 lb 13.3

E27 1X MAX 100W 230V

San Paolo - PAOTAVSM01


L= 016 Cm 06.3 in
H= 028 Cm 011 in
P= 020 Cm 07.9 in
Kg 01.5 lb 03.4

E14 1X MAX 60W 230V

San Paolo - PAOTEV06

D= 070 Cm 27.6 in
H= 196 Cm 77.2 in
Kg 025 lb 55.2

E14 6X MAX 60W 230V



Diffusore / Diffuser

Famiglia di lampadari in vetro lavorato a mano
Family of hand worked glass chandeliers
Montatura: **Cromo Lucido / Oro lucido**
Frame: **Polished Chrome / Polished gold**

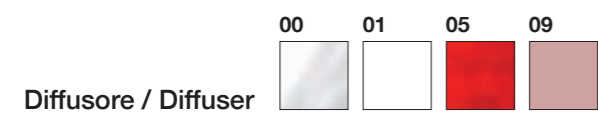
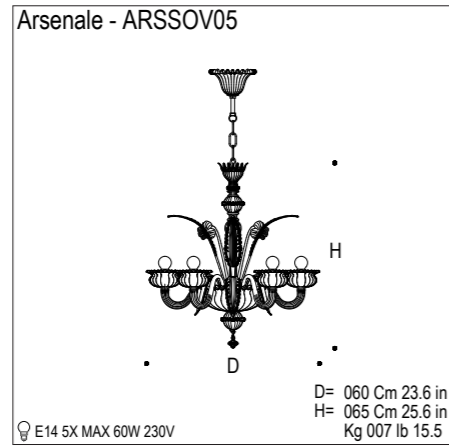
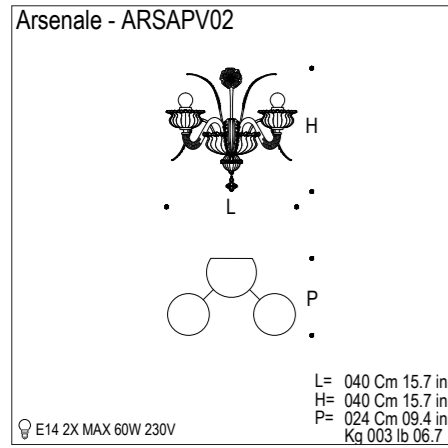




Arsenale rappresenta la voglia di un lampadario Veneziano classico, ma non troppo ricco nelle forme, pensato per arredare più stili di una casa, dal classico al contemporaneo.

Arsenale represents the desire for a classic Venetian chandelier, but not too rich in shapes, designed to decorate more styles of a home, from classic to contemporary.

TECHNICAL DETAIL



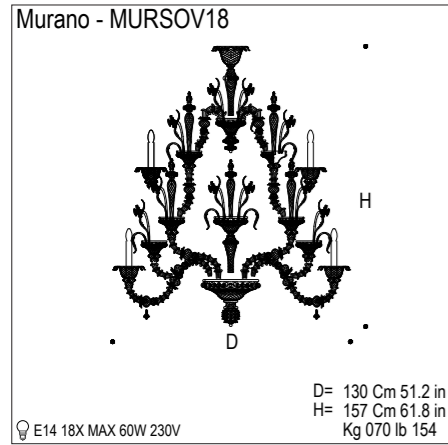
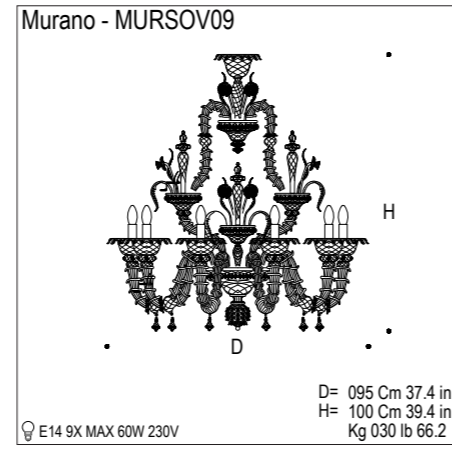
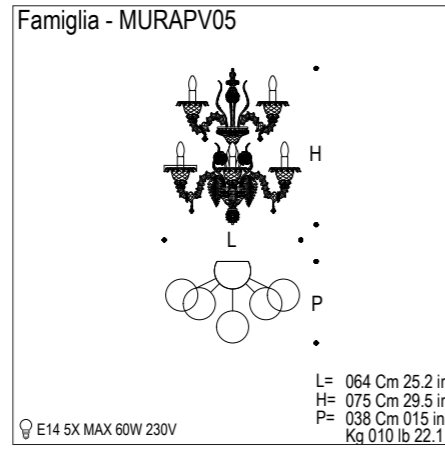
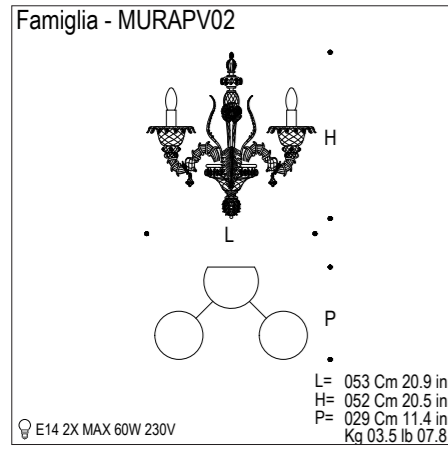
Famiglia di lampadari in vetro lavorato a mano
Family of hand worked glass chandeliers
Montatura: **Cromo Lucido / Oro lucido**
Frame: **Polished Chrome / Polished gold**

Il classico sviluppato nelle sue forme più grandi, Murano, questo lampadario dal gusto fortemente classico è ideale ed pensato per arredare gli ambienti più grandi e voluminosi, infatti grazie alla sua struttura in metallo può adattarsi a raggiungere dimensioni molto grandi.

The classic in its larger forms, Murano, this classic chandelier with a strong classical aim is ideal and designed to be installed in big environments, in fact thanks to its metal structure can be adapted to very large dimensions.



TECHNICAL DETAIL



Diffusore / Diffuser

Famiglia di lampadari in vetro lavorato a mano
Family of hand worked glass chandeliers
Montatura: **Cromo Lucido / Oro lucido**
Frame: **Polished Chrome / Polished gold**

Il Classico nella sua forma per eccellenza, il 700 ovvero l'intramontabile, colui che non cambia mai. Sono queste le caratteristiche di Burano, un lampadario eterno, che era presente nei salotti di ieri, ed lo sarà in quelli di domani.

Simply Classic, the 700, or the timeless style the one that never changes. These are the characteristics of Burano, an everlasting chandelier that was present in the living rooms of yesterday, and will be in tomorrow's ones.



TECHNICAL DETAIL

Burano - BURAPV02

L= 038 Cm 015 in
 H= 038 Cm 015 in
 P= 024 Cm 09.4 in
 Kg 003 lb 06.7

E14 2X MAX 60W 230V

Burano - BURSOV08

D= 086 Cm 33.9 in
 H= 085 Cm 33.5 in
 Kg 015 lb 33.1

E14 8X MAX 60W 230V

Burano - BURSOV18


D= 120 Cm 47.2 in
 H= 150 Cm 49.1 in
 Kg 040 lb 88.2

E14 18X MAX 60W 230V

Burano - BURTAV06

D= 053 Cm 20.9 in
 H= 075 Cm 29.5 in
 Kg 007 lb 15.5

E14 6X MAX 60W 230V



Diffusore / Diffuser

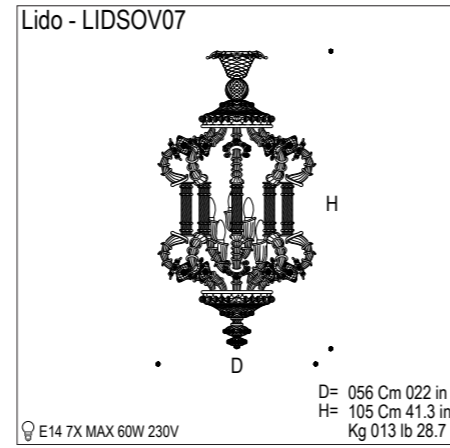
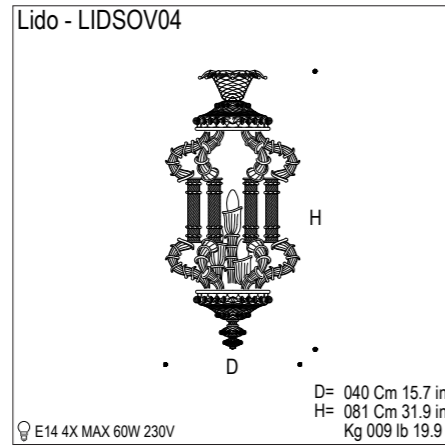
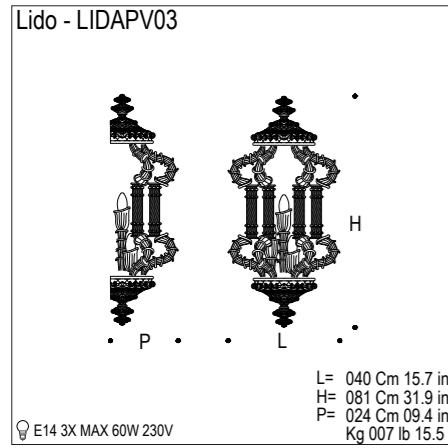
Famiglia di lampadari in vetro lavorato a mano
 Family of hand worked glass chandeliers

Montatura: **Cromo Lucido** / Frame: **Polished Chrome**

La lanterna Veneziana , a questo intramontabile oggetto si ispira Lido. Nata nei tempi quando le lampade erano illuminate dalle candele, ed la struttura era una gabbia decorativa che serviva ad impreziosire i porta candele.

The Venetian lantern, this timeless object inspired Lido. Born in times when the lamps were lighted by candles, and the structure was a decorative cage that was used to decorate the candle holders.





GLASS

// AVAILABLE COLORS

//cod. 00 Cristallo Trasparente <i>Transparent Crystal</i>	//cod. 12 Bianco Acidato <i>White Acided</i>	//cod. 26 Ambra Rugiada <i>Amber Dew</i>	//cod. 40 Cristallo a Coste <i>Striped Crystal</i>
//cod. 01 Bianco <i>White</i>	//cod. 13 Cristallo Pulegoso <i>Crystal Pulegoso</i>	//cod. 27 Cristallo Con Bolle <i>Crystal With Bubbles</i>	//cod. 41 Fume' a Coste <i>Striped Smoked</i>
//cod. 02 Ambra Trasparente <i>Transparent Amber</i>	//cod. 14 Bianco Nero <i>White Black</i>	//cod. 28 Fume' Balloton <i>Smoked Balloton</i>	//cod. 42 Marmo Biancone <i>White Marble</i>
//cod. 03 Tortora <i>Turtledove</i>	//cod. 15 Cristallo Balloton <i>Crystal Balloton</i>	//cod. 29 Fume' Con Bolle <i>Smoked With Bubbles</i>	//cod. 43 Marmo Ambrato <i>Marble Amber</i>
//cod. 04 Nero <i>Black</i>	//cod. 16 Sabbia <i>Sand</i>	//cod. 30 Cromo <i>Chrome</i>	
//cod. 05 Rosso Trasparente <i>Transparent Red</i>	//cod. 17 Cristallo Nero <i>Crystal Black</i>	//cod. 32 Cromo Trasparente <i>Transparent Chrome</i>	
//cod. 06 Fume' Trasparente <i>Transparent Smoked</i>	//cod. 18 Tabacco <i>Tobacco</i>	//cod. 33 Bronzo <i>Bronze</i>	
//cod. 07 Alessandrite Trasparente <i>Transparent Alexandrite</i>	//cod. 19 Cristallo Trasparente Oro <i>Transparent Crystal Gold</i>	//cod. 34 Opalino <i>Opaline</i>	
//cod. 08 Blu Marino Trasparente <i>Transparent Blu Marine</i>	//cod. 20 Bianco/Rosso <i>White Red</i>	//cod. 35 Cristallo Rugiada <i>Crystal Dew</i>	
//cod. 09 Rosa <i>Pink</i>	//cod. 21 Cristallo/Bianco <i>Crystal/White</i>	//cod. 36 Cristallo Acidato <i>Acidified Crystal</i>	
//cod. 10 Azzurro Trasparente <i>Transparent Light Blue</i>	//cod. 24 Rosa Rubino Trasparente <i>Transparent Ruby Pink</i>	//cod. 37 Oro <i>Gold</i>	
//cod. 11 Ametista Trasparente <i>Transparent Amethyst</i>	//cod. 25 Celeste Trasparente <i>Transparent Blu</i>	//cod. 38 Cristallo Ambra <i>Amber Crystal</i>	

SHADES

// AVAILABLE COLORS

01 avorio liscio plain ivory	11 avorio plissettato pleated ivory	04 tortora liscio plain dove gray	14 tortora plissettato pleated dove gray	05 bordeaux liscio plain dove bordeaux	15 bordeaux plissettato pleated bordeaux	02 nero liscio plain black	12 nero plissettato pleated black



Diffusore / Diffuser

Famiglia di lampadari in vetro lavorato a mano
Family of hand worked glass chandeliers
Montatura: **Cromo Lucido / Oro lucido**
Frame: **Polished Chrome / Polished gold**

mazzega1946.com