

4200940 - MONARQUE

11 x E14 Max 5W LED

S Montera lampan enligt skissen.

Om anslutningskabeln skadas skall den bytas ut av tillverkaren, eller dennes representant, eller annan person som har erforderlig kännedom, för att undvika fara.

N Monter lampan i henhold til skissen.

SF Kiinnitä lamppu alla olevan piirroksen mukaan.

EN Assembly the lamp according to the sketch.

If the external cable or cord of this luminaire is damaged, it must be replaced by the manufacturer or his agent, or other person who has the required knowledge, in order to avoid a hazard.

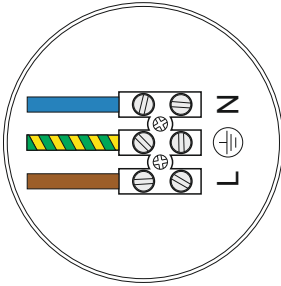
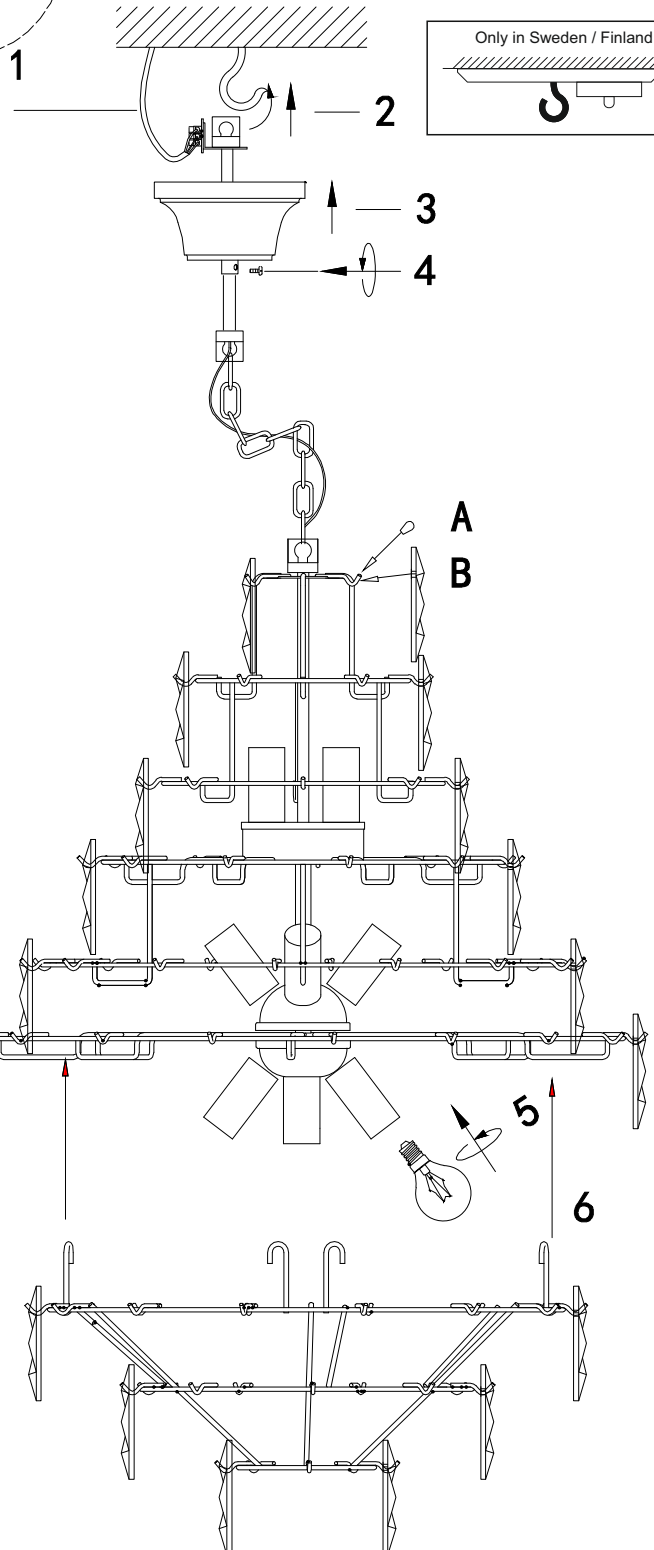
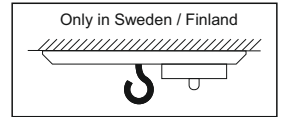
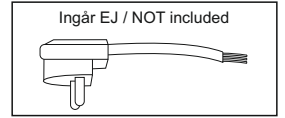
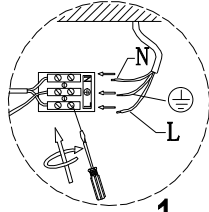
D Montieren Sie die Leuchte laut Skizze.

F Montez la lampe conformément au croquis.

I Montare la luce del diagramma.

PL Zamontuj lampę zgodnie ze szkicem.

ES Siga las instrucciones de montaje e instalación según el plano.



byrydens.com